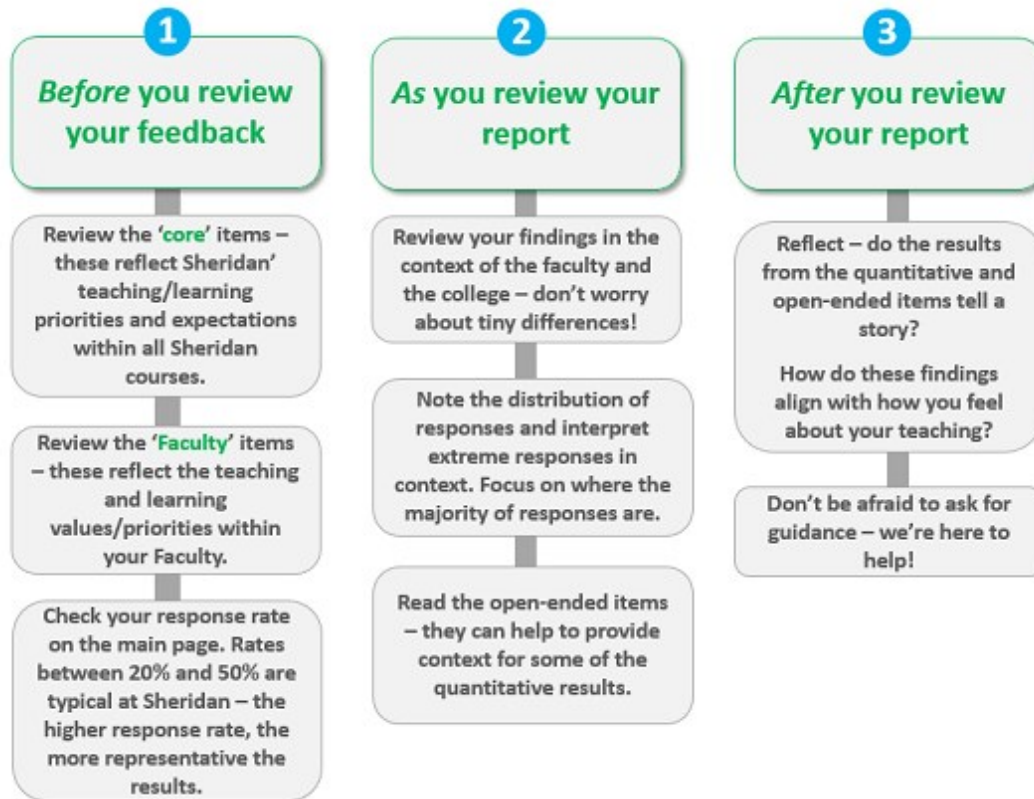


Project Title: **Sheridan Course Feedback Survey – Winter 2021**

Courses Audience: **15**  
 Responses Received: **9**  
 Response Rate: **60%**

Sheridan College values quality in the courses it offers its students. Course evaluations provide valuable student feedback and are one of the ways that Sheridan works towards maintaining and improving the quality of courses and the student learning experience. Student involvement in this process is critical to enhance the general quality of teaching and learning.

## Quick Guide to Reviewing Your Results



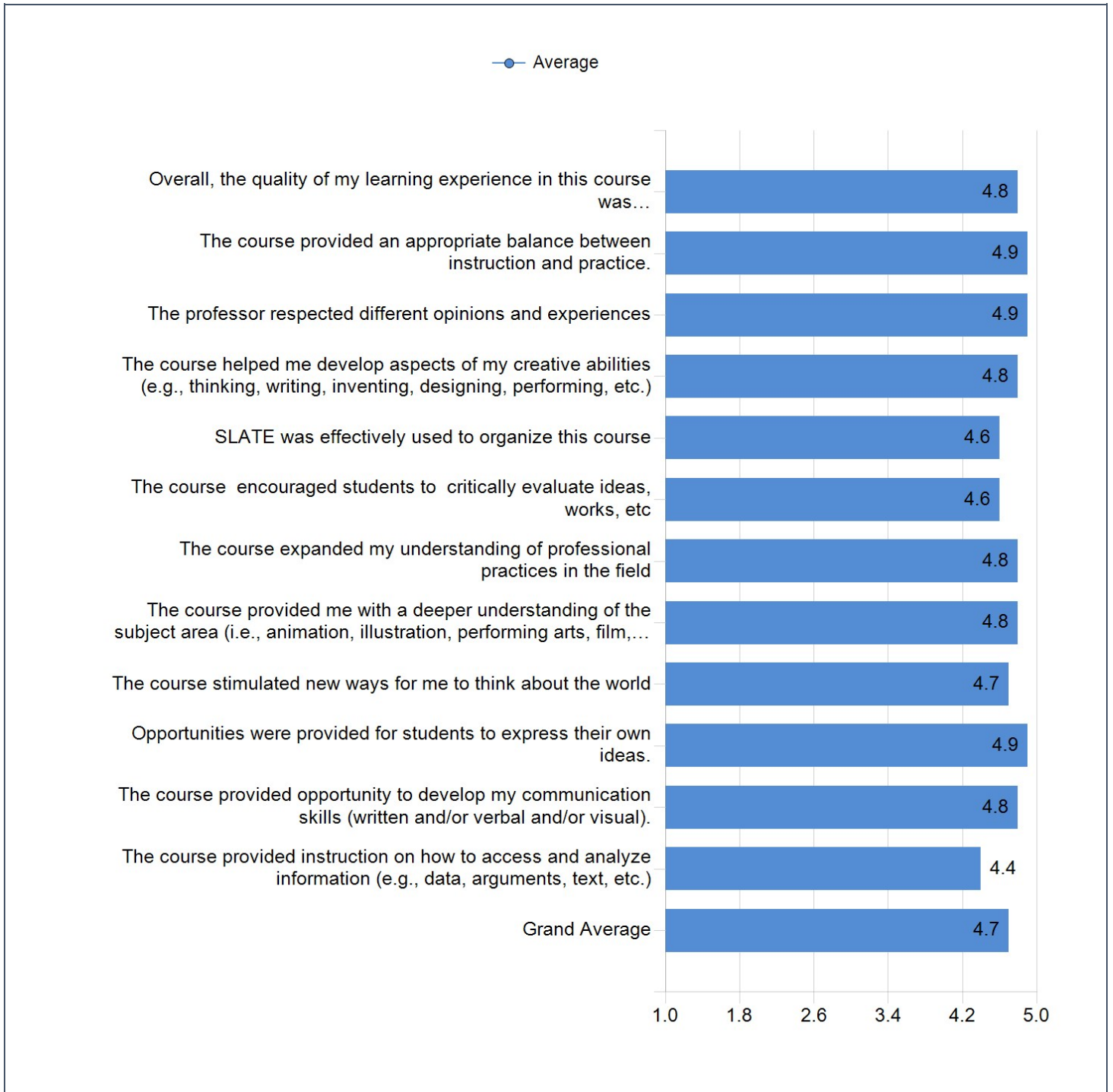
### Interpreting the Mean

The **mean** is the average of all students' responses to that item. Note that the mean can be influenced by all ratings, including extreme ones (ratings at the ends of the scale). When interpreting the mean, it's good to ask whether it reflects the distribution of ratings well. One way to assess this is by looking at the **standard deviation** (the average spread of values around the mean). Also, always review the **frequency distribution graphs** to get a better understanding of the variation in student responses to each question.

### Interpreting the Standard Deviation

If the standard deviation is around 1.0, that means a majority of the students (68%) chose a rating within one unit (higher or lower) of the mean, and the mean is a good representation of responses. In comparison, if the standard deviation is large, there is a great deal of variability in the ratings, and the majority of responses are far from the mean. If all students provided the same rating, the standard deviation would be 0.

## Summary: Means for all Survey Items



## Core Questions: Results and Comparisons

This section compares your averages to the faculty and college average.

Sheridan's 'Core' Questions reflect the teaching and learning priorities of the College. These are included on all course evaluation surveys.

Question	Average		Faculty (FAAD)		College	
	Mean	Standard Deviation	Mean	Standard Deviation	Mean	Standard Deviation
Overall, the quality of my learning experience in this course was...	4.8	0.4	4.0	1.1	4.1	1.1
The course provided an appropriate balance between instruction and practice.	4.9	0.3	4.2	1.0	4.2	1.0
The course helped me develop aspects of my creative abilities (e.g., thinking, writing, inventing, designing, performing, etc.)	4.8	0.4	4.3	0.9	4.2	1.0
SLATE was effectively used to organize this course	4.6	0.7	4.2	1.0	4.3	0.9
The professor respected different opinions and experiences	4.9	0.3	4.4	0.9	4.4	0.9
Overall	4.8	0.5	4.2	-	4.3	-

## Faculty Questions: Results and Comparisons

This section compares your averages to the faculty average.

Faculty Questions reflect the teaching and learning priorities of the Faculty within which the course was delivered. These are included on all course evaluation surveys within that Faculty.

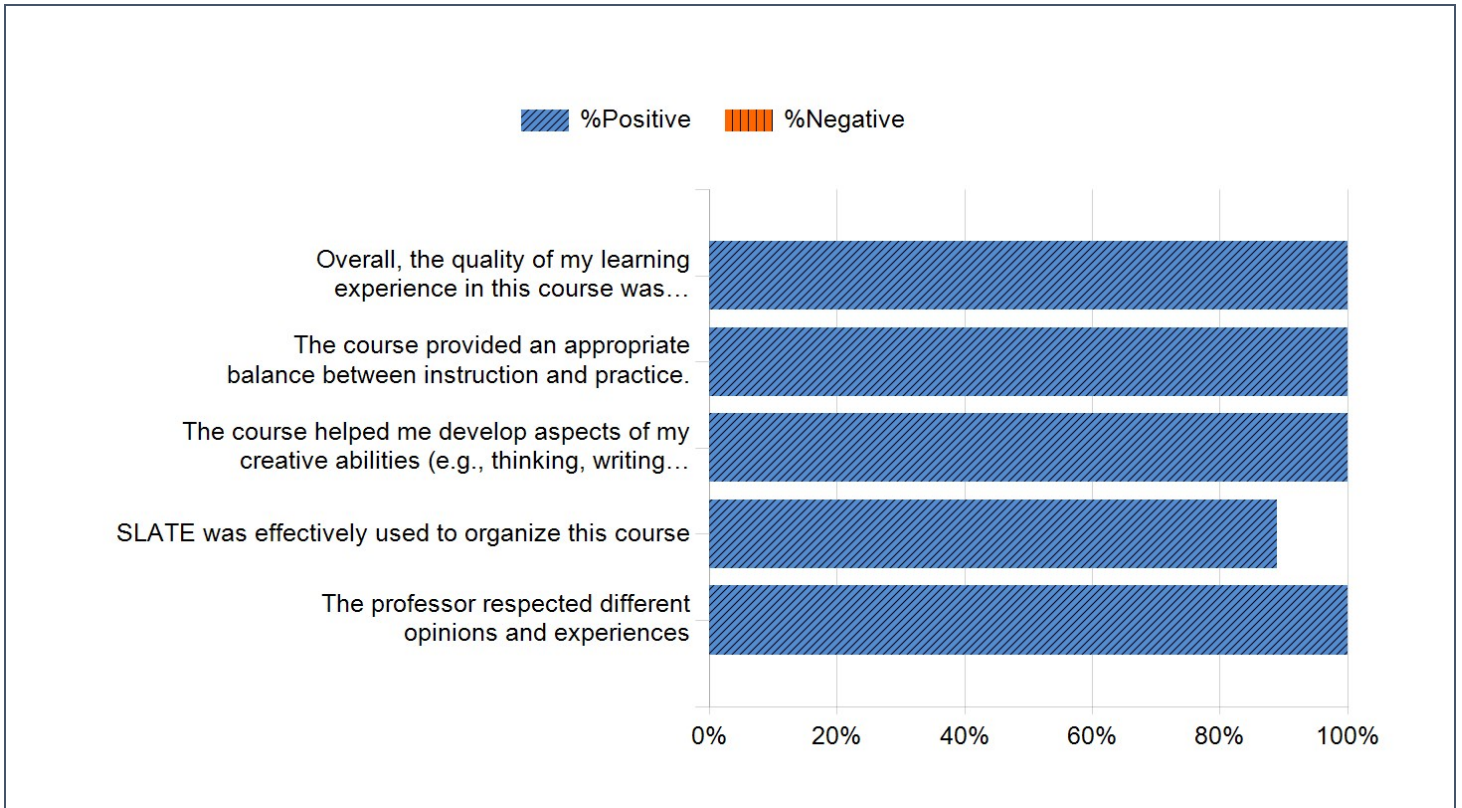
Question	Average		Faculty (FAAD)	
	Mean	Standard Deviation	Mean	Standard Deviation
The course encouraged students to critically evaluate ideas, works, etc	4.6	0.5	4.3	0.9
The course expanded my understanding of professional practices in the field	4.8	0.4	4.2	0.9
The course provided me with a deeper understanding of the subject area (i.e., animation, illustration, performing arts, film, etc.)	4.8	0.4	4.3	0.9
The course stimulated new ways for me to think about the world	4.7	0.5	4.1	1.0
Opportunities were provided for students to express their own ideas.	4.9	0.3	4.3	0.9
The course provided opportunity to develop my communication skills (written and/or verbal and/or visual).	4.8	0.5	4.1	0.9
The course provided instruction on how to access and analyze information (e.g., data, arguments, text, etc.)	4.4	0.7	4.0	1.0
Overall	4.7	0.5	4.2	-

---

## Core questions: Summary Frequency Distribution

This section shows the distribution of Positive and Negative responses, for Sheridan 'Core' questions.

Positive is the aggregate of Strongly Agree and Agree, Negative is the aggregate of Strongly Disagree and Disagree.

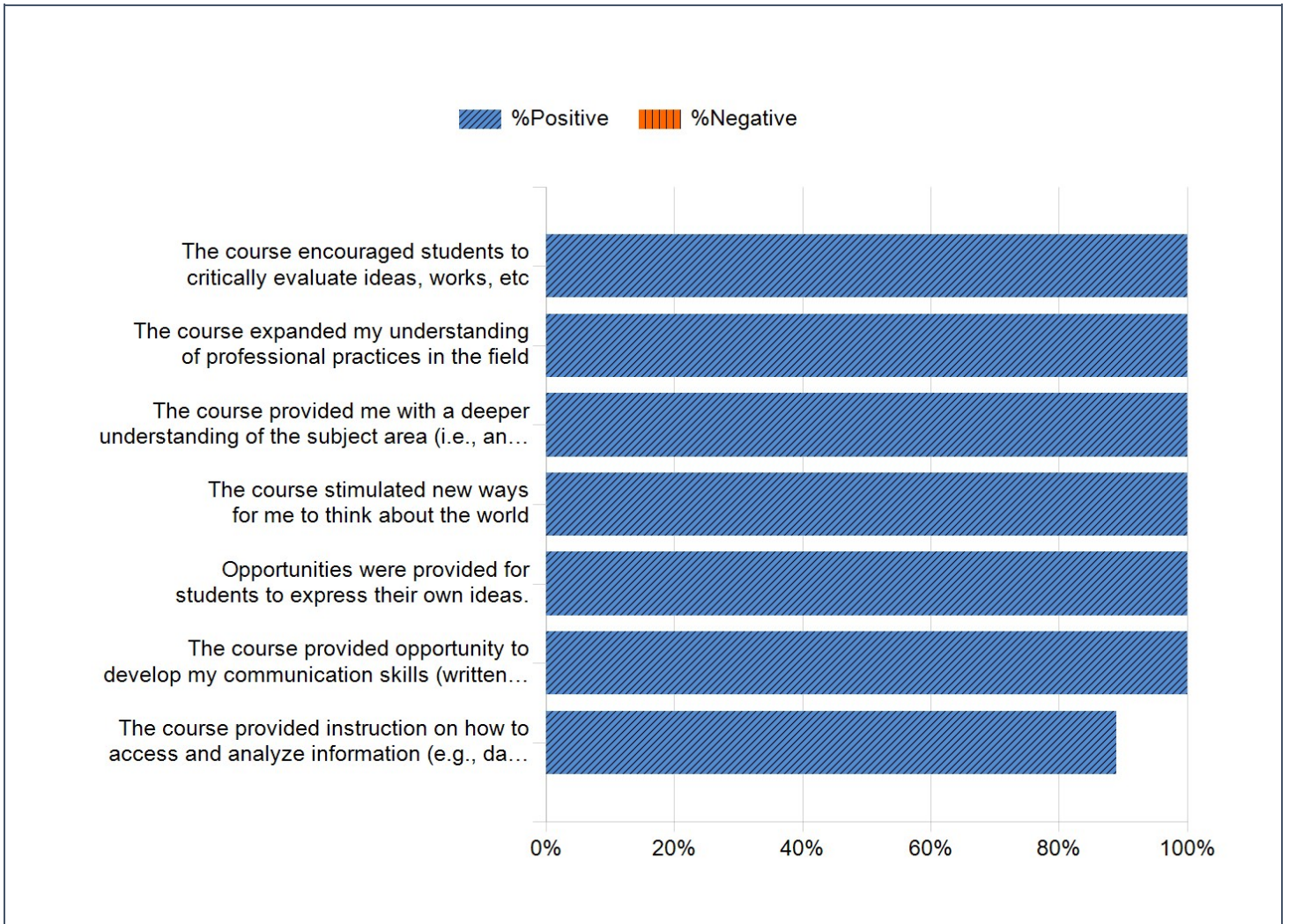


---

## Faculty questions: Summary Frequency Distribution

This section shows the distribution of Positive and Negative responses, for Sheridan 'Faculty' questions.

Positive is the aggregate of Strongly Agree and Agree, Negative is the aggregate of Strongly Disagree and Disagree.



## Open Ended Questions

Please provide helpful comments about this course in the space below.

Comments
The review in is class definitely gives me a newer point of view on my final film, and really making my film looks better and better.
This course has helped me in my professional development a lot! Not only the feedback I receive but also being able to listen my classmates feedback makes this curse interesting and helpful.
This was possibly my personal favorite class in the program. I enjoyed the review and feedback sessions that were taken with each student's work and the time taken to help improve upon all aspects of the development processes while respecting the individual's creative choices.
Just really love this class XD
Amazing class. Amazing instructor. I learned so much from this course
Good course overall.
I would say make the course a little longer just so students can play around with the programs and explore more instead of just trying to get all the assignments done right away

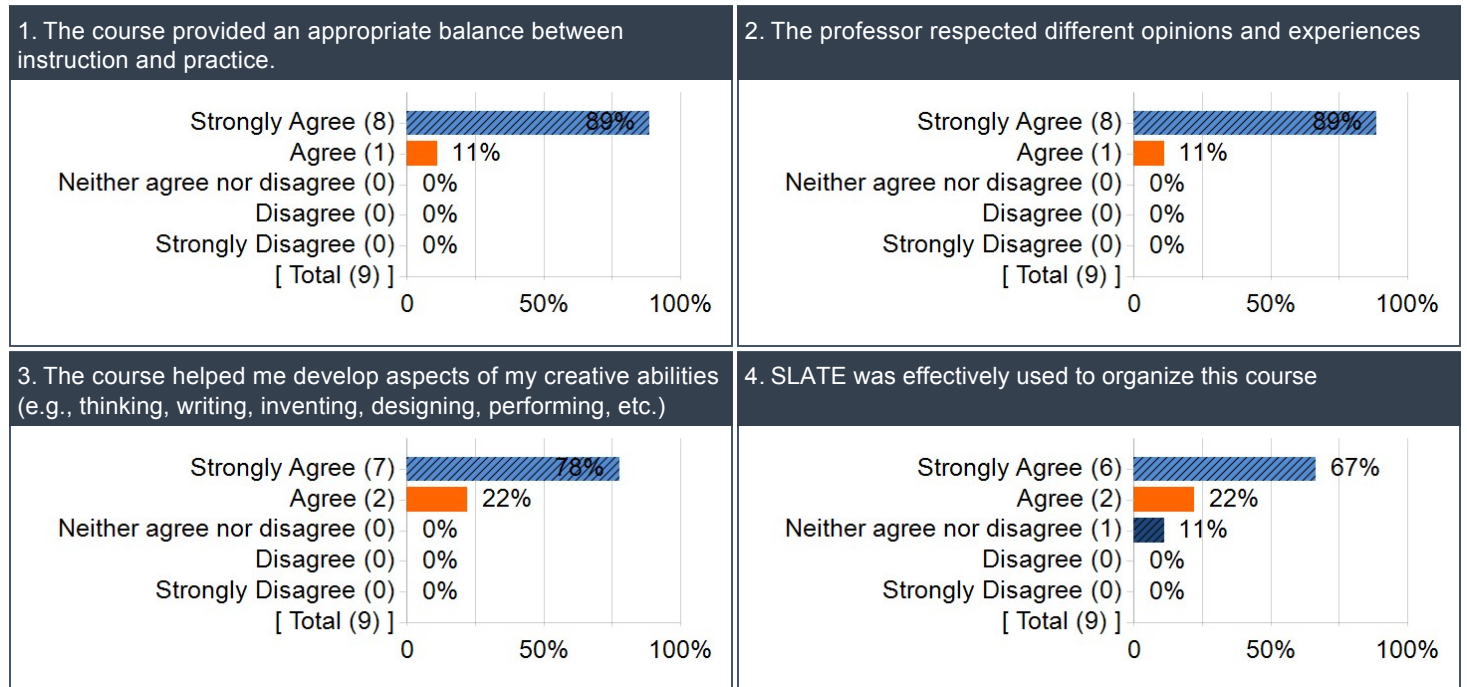
Please provide helpful comments about your professor/faculty member in the space below.

Comments
Kris give me a big help to my final film. He always can solve the problems that I'm facing with, and always replies to our requests fast and efficiently. My film would be done without his assistance. He is a perfect instructor!
Kristian is an amazing! AMAZING! professor, he is passionate and he is always available lo help you if you need it. He's helped me sooo much during this learning experience, and he always goes above and beyond, it was great finding a professor like him, he is truly special.
Kristian Howald is an extremely helpful and approachable instructor with advanced knowledge of the techniques the students are trying to learn. He offers great ideas where needed and always responds to questions outside of class in a very timely manner with helpful solutions to the problems. Whatever Kristian Howald is currently being paid should be doubled. Thank you.
One of the best instructors Ive ever had.
He teaches the course very well. Please continue doing so.
Kris is the best
I don't have any questions for Kris he has been super helpful and was always there when needed, thank you for being awesome

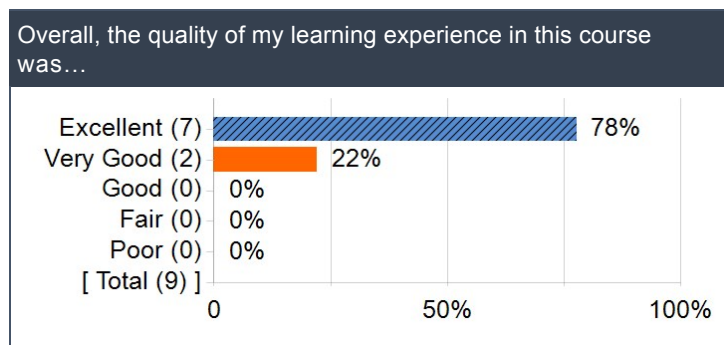
## Frequency Distributions

### Core questions: Frequency Distributions

This section shows the distribution of responses, for Sheridan 'Core' questions.



Overall, the quality of my learning experience in this course was...



### Faculty Questions: Frequency Distributions

This section shows the distribution of responses, for Sheridan 'Faculty' questions.

<p><b>1. The course encouraged students to critically evaluate ideas, works, etc</b></p> <table border="1"> <tr><td>Strongly Agree (5)</td><td>56%</td></tr> <tr><td>Agree (4)</td><td>44%</td></tr> <tr><td>Neither Agree nor Disagree (0)</td><td>0%</td></tr> <tr><td>Disagree (0)</td><td>0%</td></tr> <tr><td>Strongly Disagree (0)</td><td>0%</td></tr> <tr><td>[ Total (9) ]</td><td></td></tr> </table>	Strongly Agree (5)	56%	Agree (4)	44%	Neither Agree nor Disagree (0)	0%	Disagree (0)	0%	Strongly Disagree (0)	0%	[ Total (9) ]		<p><b>2. The course expanded my understanding of professional practices in the field</b></p> <table border="1"> <tr><td>Strongly Agree (7)</td><td>78%</td></tr> <tr><td>Agree (2)</td><td>22%</td></tr> <tr><td>Neither Agree nor Disagree (0)</td><td>0%</td></tr> <tr><td>Disagree (0)</td><td>0%</td></tr> <tr><td>Strongly Disagree (0)</td><td>0%</td></tr> <tr><td>[ Total (9) ]</td><td></td></tr> </table>	Strongly Agree (7)	78%	Agree (2)	22%	Neither Agree nor Disagree (0)	0%	Disagree (0)	0%	Strongly Disagree (0)	0%	[ Total (9) ]	
Strongly Agree (5)	56%																								
Agree (4)	44%																								
Neither Agree nor Disagree (0)	0%																								
Disagree (0)	0%																								
Strongly Disagree (0)	0%																								
[ Total (9) ]																									
Strongly Agree (7)	78%																								
Agree (2)	22%																								
Neither Agree nor Disagree (0)	0%																								
Disagree (0)	0%																								
Strongly Disagree (0)	0%																								
[ Total (9) ]																									
<p><b>3. The course provided me with a deeper understanding of the subject area (i.e., animation, illustration, performing arts, film, etc.)</b></p> <table border="1"> <tr><td>Strongly Agree (7)</td><td>78%</td></tr> <tr><td>Agree (2)</td><td>22%</td></tr> <tr><td>Neither Agree nor Disagree (0)</td><td>0%</td></tr> <tr><td>Disagree (0)</td><td>0%</td></tr> <tr><td>Strongly Disagree (0)</td><td>0%</td></tr> <tr><td>[ Total (9) ]</td><td></td></tr> </table>	Strongly Agree (7)	78%	Agree (2)	22%	Neither Agree nor Disagree (0)	0%	Disagree (0)	0%	Strongly Disagree (0)	0%	[ Total (9) ]		<p><b>4. The course stimulated new ways for me to think about the world</b></p> <table border="1"> <tr><td>Strongly Agree (6)</td><td>67%</td></tr> <tr><td>Agree (3)</td><td>33%</td></tr> <tr><td>Neither Agree nor Disagree (0)</td><td>0%</td></tr> <tr><td>Disagree (0)</td><td>0%</td></tr> <tr><td>Strongly Disagree (0)</td><td>0%</td></tr> <tr><td>[ Total (9) ]</td><td></td></tr> </table>	Strongly Agree (6)	67%	Agree (3)	33%	Neither Agree nor Disagree (0)	0%	Disagree (0)	0%	Strongly Disagree (0)	0%	[ Total (9) ]	
Strongly Agree (7)	78%																								
Agree (2)	22%																								
Neither Agree nor Disagree (0)	0%																								
Disagree (0)	0%																								
Strongly Disagree (0)	0%																								
[ Total (9) ]																									
Strongly Agree (6)	67%																								
Agree (3)	33%																								
Neither Agree nor Disagree (0)	0%																								
Disagree (0)	0%																								
Strongly Disagree (0)	0%																								
[ Total (9) ]																									
<p><b>5. Opportunities were provided for students to express their own ideas.</b></p> <table border="1"> <tr><td>Strongly Agree (8)</td><td>89%</td></tr> <tr><td>Agree (1)</td><td>11%</td></tr> <tr><td>Neither Agree nor Disagree (0)</td><td>0%</td></tr> <tr><td>Disagree (0)</td><td>0%</td></tr> <tr><td>Strongly Disagree (0)</td><td>0%</td></tr> <tr><td>[ Total (9) ]</td><td></td></tr> </table>	Strongly Agree (8)	89%	Agree (1)	11%	Neither Agree nor Disagree (0)	0%	Disagree (0)	0%	Strongly Disagree (0)	0%	[ Total (9) ]		<p><b>6. The course provided opportunity to develop my communication skills (written and/or verbal and/or visual).</b></p> <table border="1"> <tr><td>Strongly Agree (6)</td><td>75%</td></tr> <tr><td>Agree (2)</td><td>25%</td></tr> <tr><td>Neither Agree nor Disagree (0)</td><td>0%</td></tr> <tr><td>Disagree (0)</td><td>0%</td></tr> <tr><td>Strongly Disagree (0)</td><td>0%</td></tr> <tr><td>[ Total (8) ]</td><td></td></tr> </table>	Strongly Agree (6)	75%	Agree (2)	25%	Neither Agree nor Disagree (0)	0%	Disagree (0)	0%	Strongly Disagree (0)	0%	[ Total (8) ]	
Strongly Agree (8)	89%																								
Agree (1)	11%																								
Neither Agree nor Disagree (0)	0%																								
Disagree (0)	0%																								
Strongly Disagree (0)	0%																								
[ Total (9) ]																									
Strongly Agree (6)	75%																								
Agree (2)	25%																								
Neither Agree nor Disagree (0)	0%																								
Disagree (0)	0%																								
Strongly Disagree (0)	0%																								
[ Total (8) ]																									
<p><b>7. The course provided instruction on how to access and analyze information (e.g., data, arguments, text, etc.)</b></p> <table border="1"> <tr><td>Strongly Agree (5)</td><td>56%</td></tr> <tr><td>Agree (3)</td><td>33%</td></tr> <tr><td>Neither Agree nor Disagree (1)</td><td>11%</td></tr> <tr><td>Disagree (0)</td><td>0%</td></tr> <tr><td>Strongly Disagree (0)</td><td>0%</td></tr> <tr><td>[ Total (9) ]</td><td></td></tr> </table>	Strongly Agree (5)	56%	Agree (3)	33%	Neither Agree nor Disagree (1)	11%	Disagree (0)	0%	Strongly Disagree (0)	0%	[ Total (9) ]														
Strongly Agree (5)	56%																								
Agree (3)	33%																								
Neither Agree nor Disagree (1)	11%																								
Disagree (0)	0%																								
Strongly Disagree (0)	0%																								
[ Total (9) ]																									