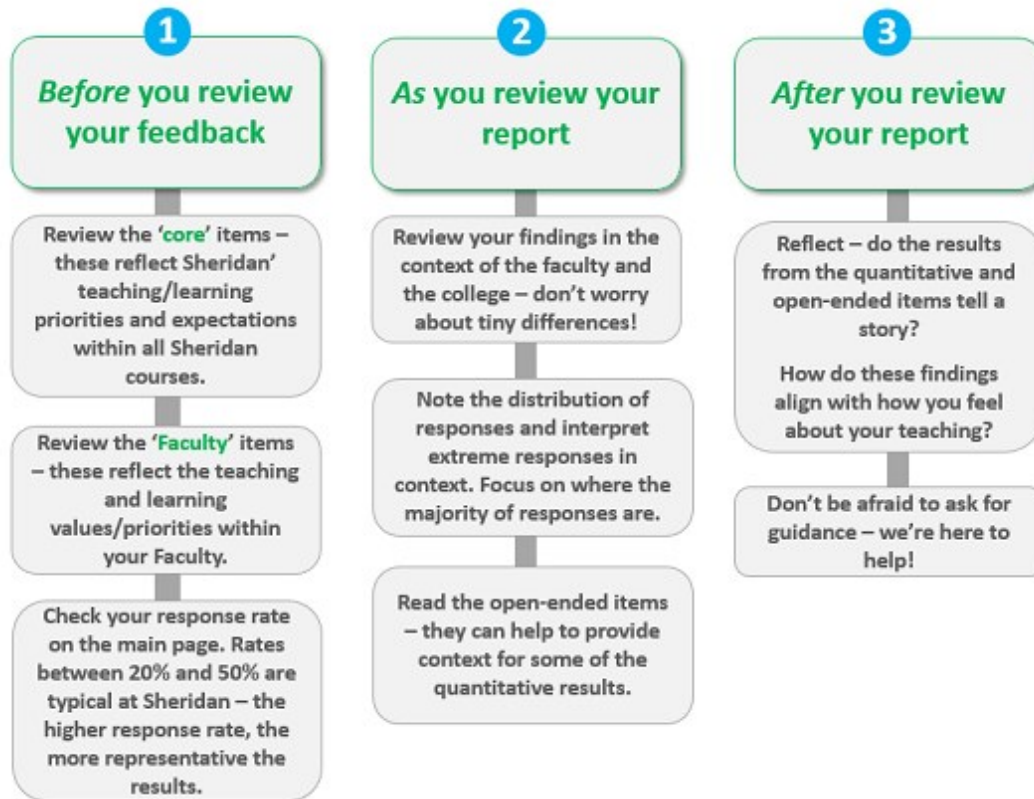


Project Title: **Sheridan Course Feedback Survey – Winter 2021**

Courses Audience: **13**
 Responses Received: **9**
 Response Rate: **69%**

Sheridan College values quality in the courses it offers its students. Course evaluations provide valuable student feedback and are one of the ways that Sheridan works towards maintaining and improving the quality of courses and the student learning experience. Student involvement in this process is critical to enhance the general quality of teaching and learning.

Quick Guide to Reviewing Your Results



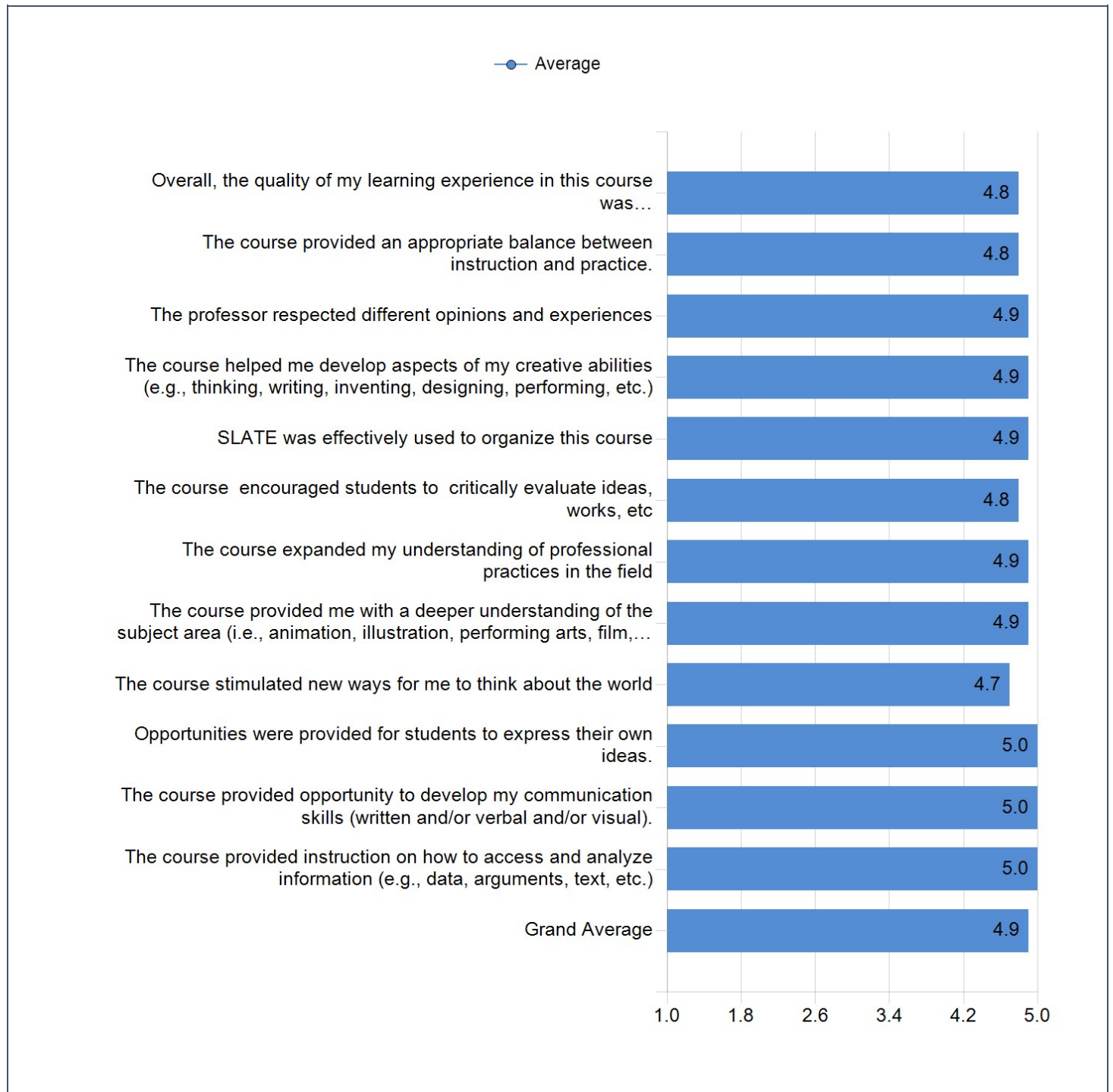
Interpreting the Mean

The **mean** is the average of all students' responses to that item. Note that the mean can be influenced by all ratings, including extreme ones (ratings at the ends of the scale). When interpreting the mean, it's good to ask whether it reflects the distribution of ratings well. One way to assess this is by looking at the **standard deviation** (the average spread of values around the mean). Also, always review the **frequency distribution graphs** to get a better understanding of the variation in student responses to each question.

Interpreting the Standard Deviation

If the standard deviation is around 1.0, that means a majority of the students (68%) chose a rating within one unit (higher or lower) of the mean, and the mean is a good representation of responses. In comparison, if the standard deviation is large, there is a great deal of variability in the ratings, and the majority of responses are far from the mean. If all students provided the same rating, the standard deviation would be 0.

Summary: Means for all Survey Items



Core Questions: Results and Comparisons

This section compares your averages to the faculty and college average.

Sheridan's 'Core' Questions reflect the teaching and learning priorities of the College. These are included on all course evaluation surveys.

Question	Average		Faculty (FAAD)		College	
	Mean	Standard Deviation	Mean	Standard Deviation	Mean	Standard Deviation
Overall, the quality of my learning experience in this course was...	4.8	0.5	4.0	1.1	4.1	1.1
The course provided an appropriate balance between instruction and practice.	4.8	0.4	4.2	1.0	4.2	1.0
The course helped me develop aspects of my creative abilities (e.g., thinking, writing, inventing, designing, performing, etc.)	4.9	0.3	4.3	0.9	4.2	1.0
SLATE was effectively used to organize this course	4.9	0.3	4.2	1.0	4.3	0.9
The professor respected different opinions and experiences	4.9	0.3	4.4	0.9	4.4	0.9
Overall	4.8	0.4	4.2	-	4.3	-

Faculty Questions: Results and Comparisons

This section compares your averages to the faculty average.

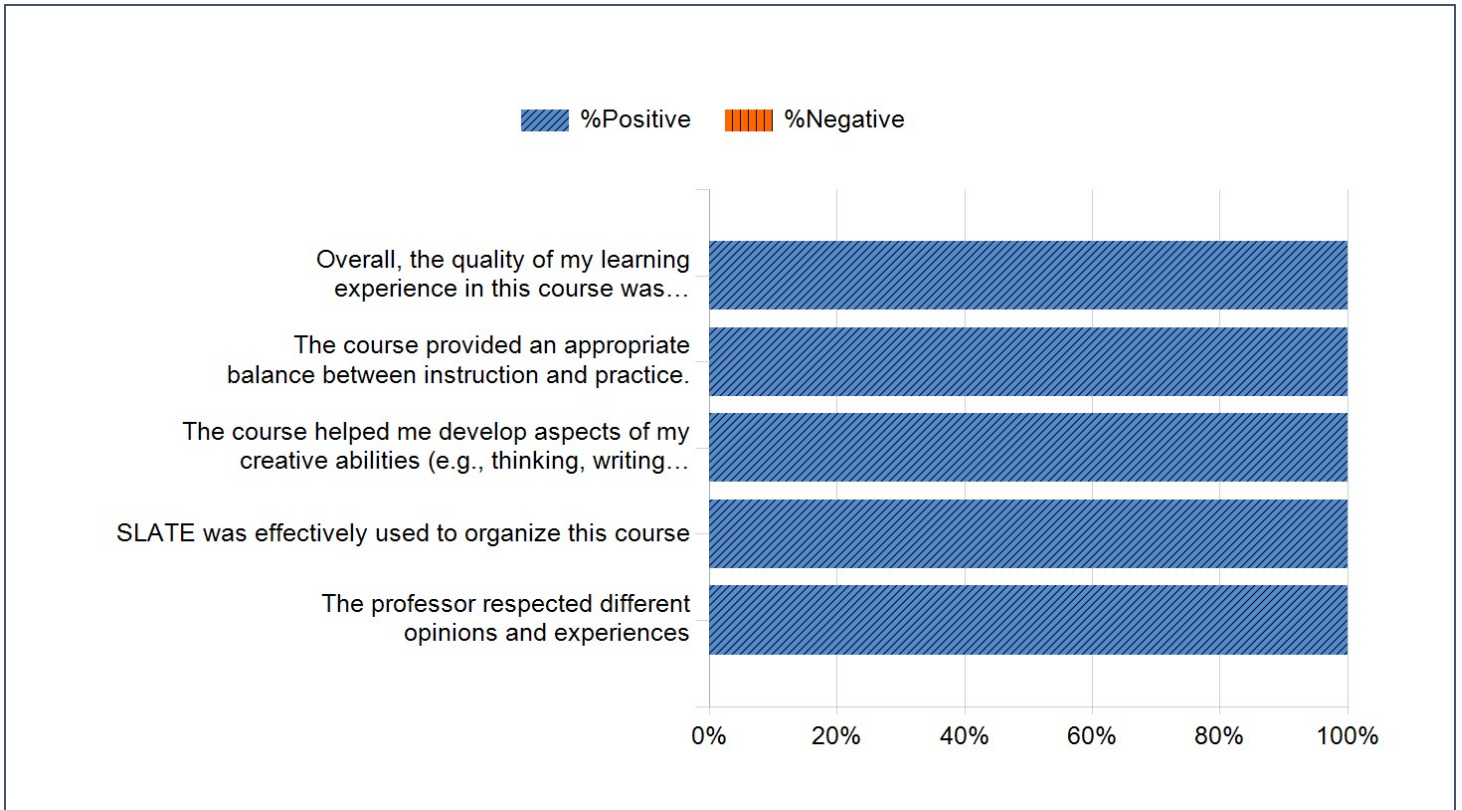
Faculty Questions reflect the teaching and learning priorities of the Faculty within which the course was delivered. These are included on all course evaluation surveys within that Faculty.

Question	Average		Faculty (FAAD)	
	Mean	Standard Deviation	Mean	Standard Deviation
The course encouraged students to critically evaluate ideas, works, etc	4.8	0.5	4.3	0.9
The course expanded my understanding of professional practices in the field	4.9	0.3	4.2	0.9
The course provided me with a deeper understanding of the subject area (i.e., animation, illustration, performing arts, film, etc.)	4.9	0.3	4.3	0.9
The course stimulated new ways for me to think about the world	4.7	0.7	4.1	1.0
Opportunities were provided for students to express their own ideas.	5.0	0.0	4.3	0.9
The course provided opportunity to develop my communication skills (written and/or verbal and/or visual).	5.0	0.0	4.1	0.9
The course provided instruction on how to access and analyze information (e.g., data, arguments, text, etc.)	5.0	0.0	4.0	1.0
Overall	4.9	0.4	4.2	-

Core questions: Summary Frequency Distribution

This section shows the distribution of Positive and Negative responses, for Sheridan 'Core' questions.

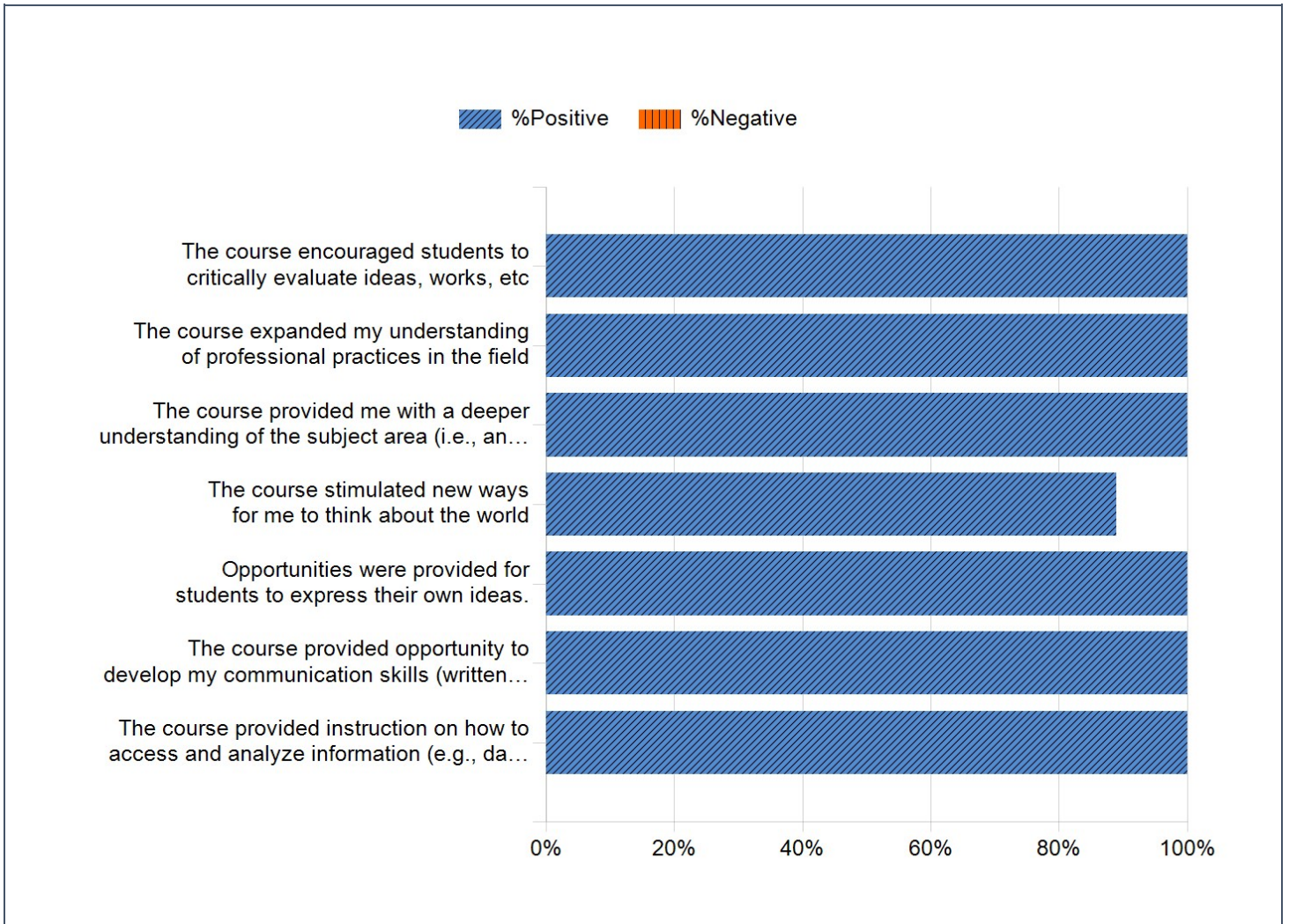
Positive is the aggregate of Strongly Agree and Agree, Negative is the aggregate of Strongly Disagree and Disagree.



Faculty questions: Summary Frequency Distribution

This section shows the distribution of Positive and Negative responses, for Sheridan 'Faculty' questions.

Positive is the aggregate of Strongly Agree and Agree, Negative is the aggregate of Strongly Disagree and Disagree.



Open Ended Questions

Please provide helpful comments about this course in the space below.

Comments
Directed project is a great course to push creative boundaries of the students. It has a great integration of storyboarding, directing and animation.
Very fun, loved having the chance to dive in my creative mind in this course and getting critiqued and challenged weekly on my progress. prepares us for the industry.
Keep doing
The course is great! Very good planning.
Kris led a great class, I really enjoyed that he made as much time as possible for those who needed help, and that he shared new content that he found interesting as inspiration throughout breaks in the class.
Amazing course! Very informative, reasonably paced, engaging, and interesting. I really value how it provides a personal approach to every students' project. One of the best courses I ever took.

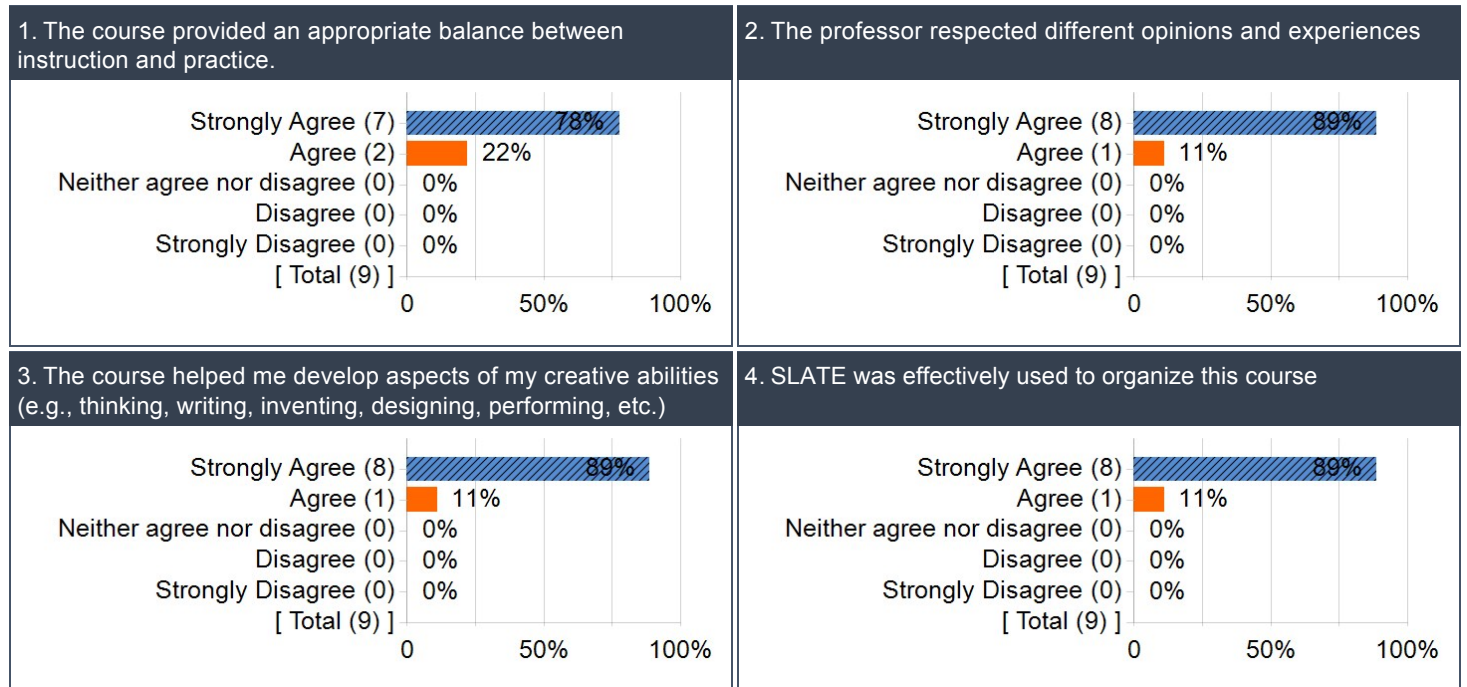
Please provide helpful comments about your professor/faculty member in the space below.

Comments
Kris is an amazing teacher. He's always helping students outside of class time. Very easy to approach and quick and accurate responses. One of my favorite teachers I have ever had:) Thank you so much Kris for all your lovely effort. I wish we had classes in person and could get to know you better. Definitely will come back to take the VFX course.
Kris is very insightful and helpful. knows how tackle almost any challenge that any student faced and it amazes me how he spends a lot of personal time creating videos and drawing frames and writing feedback for each student weekly. He is the most personally involved prof I l've ever met in my life. Great professor.
No other advice,just want to say thank you.
I really appreciate your help for the projects, learnt a lot, thank you Kris!
Kris is awesome! He has a heart of gold. Always here for any help and his suggestions are the best. Also, Kris's youtube channel has tons of videos and it's only growing with more and more new material as he's helping with all the student's problems. I'm so thankful for all those after-class sessions and recordings, that we had for different topics and problems. I'm really glad I had a chance to learn from Kris.
Thanks for a great course and for being so incredibly generous with your time this semester, Kris!
Kris is a fantastic teacher who goes above and beyond to help every student achieve the best possible result. He is always available to discuss artistic decisions and to troubleshoot technical issues of the project during the group lessons and outside of the class. I hugely value how he helps every student to develop their own personal artistic voice. He helped me to raise my skill to a whole new level. Outside of classes he was always taking care we are aware of all the important and interesting industry events, workshops, and internship positions we can benefit from. Kris didn't just help me to acquire the knowledge and provided us with tutorials but also played a role of a mentor and a wise advisor. I am very grateful I had a chance to lean from Kris.

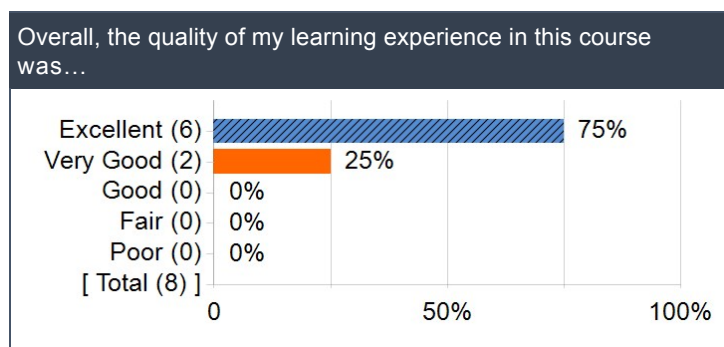
Frequency Distributions

Core questions: Frequency Distributions

This section shows the distribution of responses, for Sheridan 'Core' questions.



Overall, the quality of my learning experience in this course was...



Faculty Questions: Frequency Distributions

This section shows the distribution of responses, for Sheridan 'Faculty' questions.

<p>1. The course encouraged students to critically evaluate ideas, works, etc</p> <table border="1"> <tr><td>Strongly Agree (6)</td><td>75%</td></tr> <tr><td>Agree (2)</td><td>25%</td></tr> <tr><td>Neither Agree nor Disagree (0)</td><td>0%</td></tr> <tr><td>Disagree (0)</td><td>0%</td></tr> <tr><td>Strongly Disagree (0)</td><td>0%</td></tr> <tr><td>[Total (8)]</td><td></td></tr> </table>	Strongly Agree (6)	75%	Agree (2)	25%	Neither Agree nor Disagree (0)	0%	Disagree (0)	0%	Strongly Disagree (0)	0%	[Total (8)]		<p>2. The course expanded my understanding of professional practices in the field</p> <table border="1"> <tr><td>Strongly Agree (8)</td><td>89%</td></tr> <tr><td>Agree (1)</td><td>11%</td></tr> <tr><td>Neither Agree nor Disagree (0)</td><td>0%</td></tr> <tr><td>Disagree (0)</td><td>0%</td></tr> <tr><td>Strongly Disagree (0)</td><td>0%</td></tr> <tr><td>[Total (9)]</td><td></td></tr> </table>	Strongly Agree (8)	89%	Agree (1)	11%	Neither Agree nor Disagree (0)	0%	Disagree (0)	0%	Strongly Disagree (0)	0%	[Total (9)]	
Strongly Agree (6)	75%																								
Agree (2)	25%																								
Neither Agree nor Disagree (0)	0%																								
Disagree (0)	0%																								
Strongly Disagree (0)	0%																								
[Total (8)]																									
Strongly Agree (8)	89%																								
Agree (1)	11%																								
Neither Agree nor Disagree (0)	0%																								
Disagree (0)	0%																								
Strongly Disagree (0)	0%																								
[Total (9)]																									
<p>3. The course provided me with a deeper understanding of the subject area (i.e., animation, illustration, performing arts, film, etc.)</p> <table border="1"> <tr><td>Strongly Agree (8)</td><td>89%</td></tr> <tr><td>Agree (1)</td><td>11%</td></tr> <tr><td>Neither Agree nor Disagree (0)</td><td>0%</td></tr> <tr><td>Disagree (0)</td><td>0%</td></tr> <tr><td>Strongly Disagree (0)</td><td>0%</td></tr> <tr><td>[Total (9)]</td><td></td></tr> </table>	Strongly Agree (8)	89%	Agree (1)	11%	Neither Agree nor Disagree (0)	0%	Disagree (0)	0%	Strongly Disagree (0)	0%	[Total (9)]		<p>4. The course stimulated new ways for me to think about the world</p> <table border="1"> <tr><td>Strongly Agree (7)</td><td>78%</td></tr> <tr><td>Agree (1)</td><td>11%</td></tr> <tr><td>Neither Agree nor Disagree (1)</td><td>11%</td></tr> <tr><td>Disagree (0)</td><td>0%</td></tr> <tr><td>Strongly Disagree (0)</td><td>0%</td></tr> <tr><td>[Total (9)]</td><td></td></tr> </table>	Strongly Agree (7)	78%	Agree (1)	11%	Neither Agree nor Disagree (1)	11%	Disagree (0)	0%	Strongly Disagree (0)	0%	[Total (9)]	
Strongly Agree (8)	89%																								
Agree (1)	11%																								
Neither Agree nor Disagree (0)	0%																								
Disagree (0)	0%																								
Strongly Disagree (0)	0%																								
[Total (9)]																									
Strongly Agree (7)	78%																								
Agree (1)	11%																								
Neither Agree nor Disagree (1)	11%																								
Disagree (0)	0%																								
Strongly Disagree (0)	0%																								
[Total (9)]																									
<p>5. Opportunities were provided for students to express their own ideas.</p> <table border="1"> <tr><td>Strongly Agree (9)</td><td>100%</td></tr> <tr><td>Agree (0)</td><td>0%</td></tr> <tr><td>Neither Agree nor Disagree (0)</td><td>0%</td></tr> <tr><td>Disagree (0)</td><td>0%</td></tr> <tr><td>Strongly Disagree (0)</td><td>0%</td></tr> <tr><td>[Total (9)]</td><td></td></tr> </table>	Strongly Agree (9)	100%	Agree (0)	0%	Neither Agree nor Disagree (0)	0%	Disagree (0)	0%	Strongly Disagree (0)	0%	[Total (9)]		<p>6. The course provided opportunity to develop my communication skills (written and/or verbal and/or visual).</p> <table border="1"> <tr><td>Strongly Agree (9)</td><td>100%</td></tr> <tr><td>Agree (0)</td><td>0%</td></tr> <tr><td>Neither Agree nor Disagree (0)</td><td>0%</td></tr> <tr><td>Disagree (0)</td><td>0%</td></tr> <tr><td>Strongly Disagree (0)</td><td>0%</td></tr> <tr><td>[Total (9)]</td><td></td></tr> </table>	Strongly Agree (9)	100%	Agree (0)	0%	Neither Agree nor Disagree (0)	0%	Disagree (0)	0%	Strongly Disagree (0)	0%	[Total (9)]	
Strongly Agree (9)	100%																								
Agree (0)	0%																								
Neither Agree nor Disagree (0)	0%																								
Disagree (0)	0%																								
Strongly Disagree (0)	0%																								
[Total (9)]																									
Strongly Agree (9)	100%																								
Agree (0)	0%																								
Neither Agree nor Disagree (0)	0%																								
Disagree (0)	0%																								
Strongly Disagree (0)	0%																								
[Total (9)]																									
<p>7. The course provided instruction on how to access and analyze information (e.g., data, arguments, text, etc.)</p> <table border="1"> <tr><td>Strongly Agree (9)</td><td>100%</td></tr> <tr><td>Agree (0)</td><td>0%</td></tr> <tr><td>Neither Agree nor Disagree (0)</td><td>0%</td></tr> <tr><td>Disagree (0)</td><td>0%</td></tr> <tr><td>Strongly Disagree (0)</td><td>0%</td></tr> <tr><td>[Total (9)]</td><td></td></tr> </table>	Strongly Agree (9)	100%	Agree (0)	0%	Neither Agree nor Disagree (0)	0%	Disagree (0)	0%	Strongly Disagree (0)	0%	[Total (9)]														
Strongly Agree (9)	100%																								
Agree (0)	0%																								
Neither Agree nor Disagree (0)	0%																								
Disagree (0)	0%																								
Strongly Disagree (0)	0%																								
[Total (9)]																									