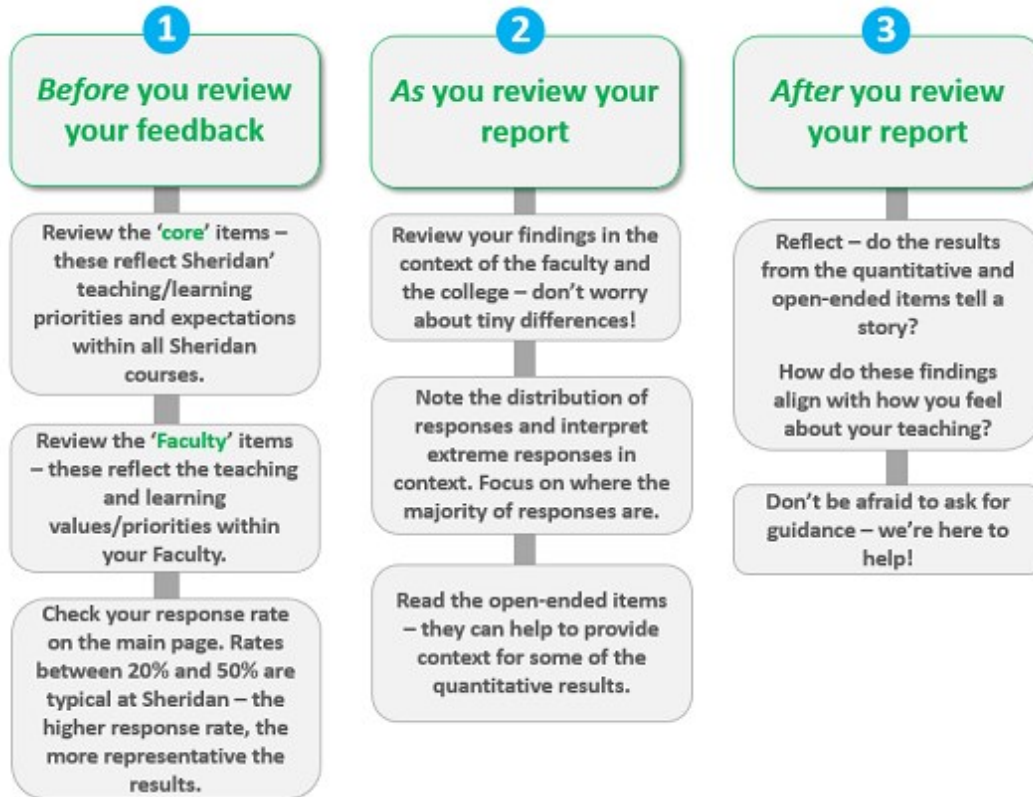


Project Title: **Sheridan Course Feedback Survey – Fall 2020**

Courses Audience: **12**  
 Responses Received: **10**  
 Response Rate: **83%**

Sheridan College values quality in the courses it offers its students. Course evaluations provide valuable student feedback and are one of the ways that Sheridan works towards maintaining and improving the quality of courses and the student learning experience. Student involvement in this process is critical to enhance the general quality of teaching and learning.

## Quick Guide to Reviewing Your Results



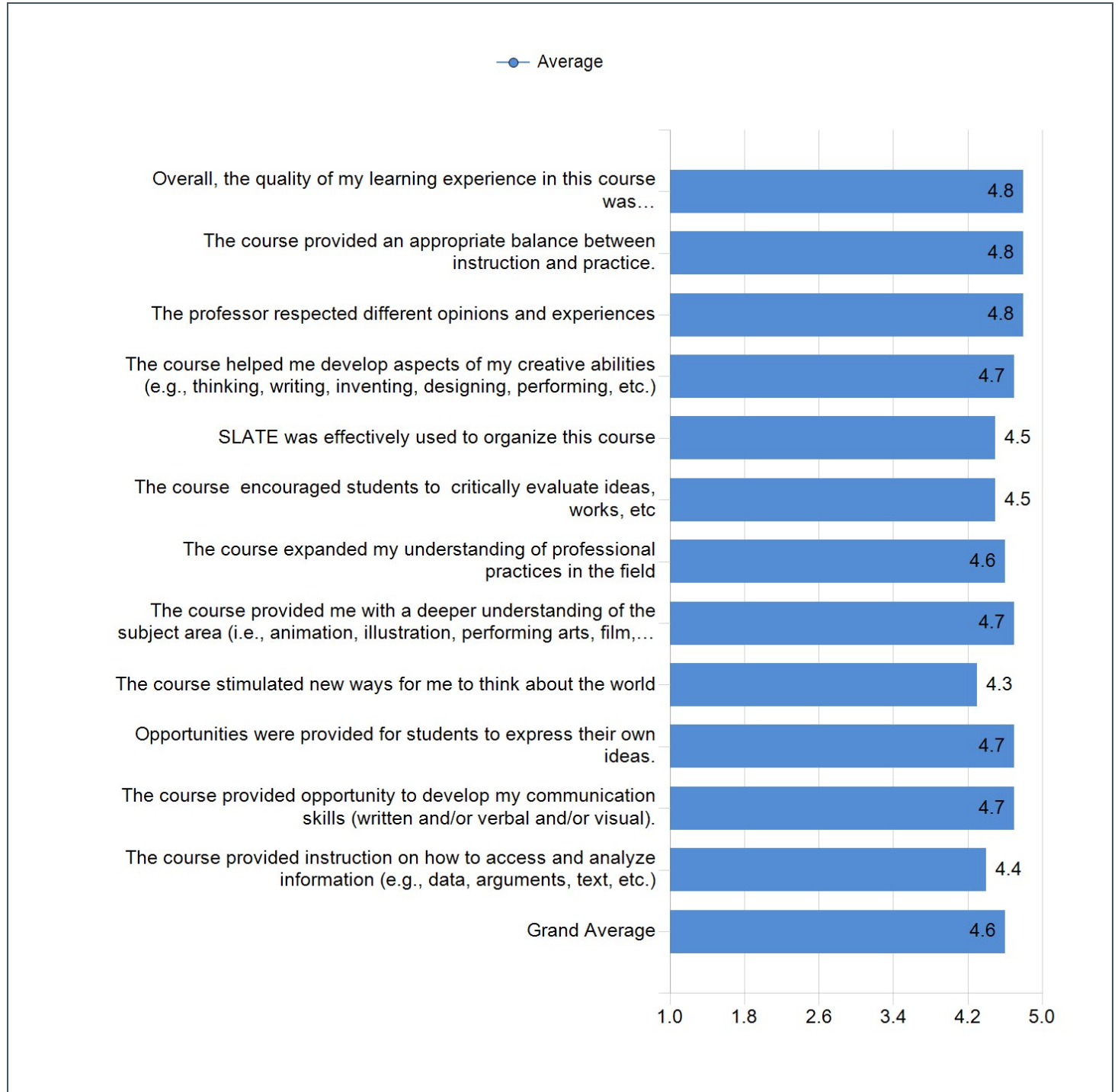
### Interpreting the Mean

The **mean** is the average of all students' responses to that item. Note that the mean can be influenced by all ratings, including extreme ones (ratings at the ends of the scale). When interpreting the mean, it's good to ask whether it reflects the distribution of ratings well. One way to assess this is by looking at the **standard deviation** (the average spread of values around the mean). Also, always review the **frequency distribution graphs** to get a better understanding of the variation in student responses to each question.

### Interpreting the Standard Deviation

If the standard deviation is around 1.0, that means a majority of the students (68%) chose a rating within one unit (higher or lower) of the mean, and the mean is a good representation of responses. In comparison, if the standard deviation is large, there is a great deal of variability in the ratings, and the majority of responses are far from the mean. If all students provided the same rating, the standard deviation would be 0.

## Summary: Means for all Survey Items



## Core Questions: Results and Comparisons

This section compares your averages to the faculty and college average.

Sheridan's 'Core' Questions reflect the teaching and learning priorities of the College. These are included on all course evaluation surveys.

Question	Average		Faculty (FAAD)		College	
	Mean	Standard Deviation	Mean	Standard Deviation	Mean	Standard Deviation
Overall, the quality of my learning experience in this course was...	4.8	0.4	3.8	1.2	3.9	1.2
The course provided an appropriate balance between instruction and practice.	4.8	0.4	4.1	1.0	4.1	1.1
The professor respected different opinions and experiences.	4.8	0.4	4.3	0.9	4.3	1.0
The course helped me develop aspects of my creative abilities (e.g., thinking, writing, inventing, designing, performing, etc.)	4.7	0.5	4.1	1.0	4.1	1.0
SLATE was effectively used to organize this course	4.5	0.7	4.1	1.0	4.2	1.0
Overall	4.7	0.5	4.1	-	4.1	-

## Faculty Questions: Results and Comparisons

This section compares your averages to the faculty average.

Faculty Questions reflect the teaching and learning priorities of the Faculty within which the course was delivered. These are included on all course evaluation surveys within that Faculty.

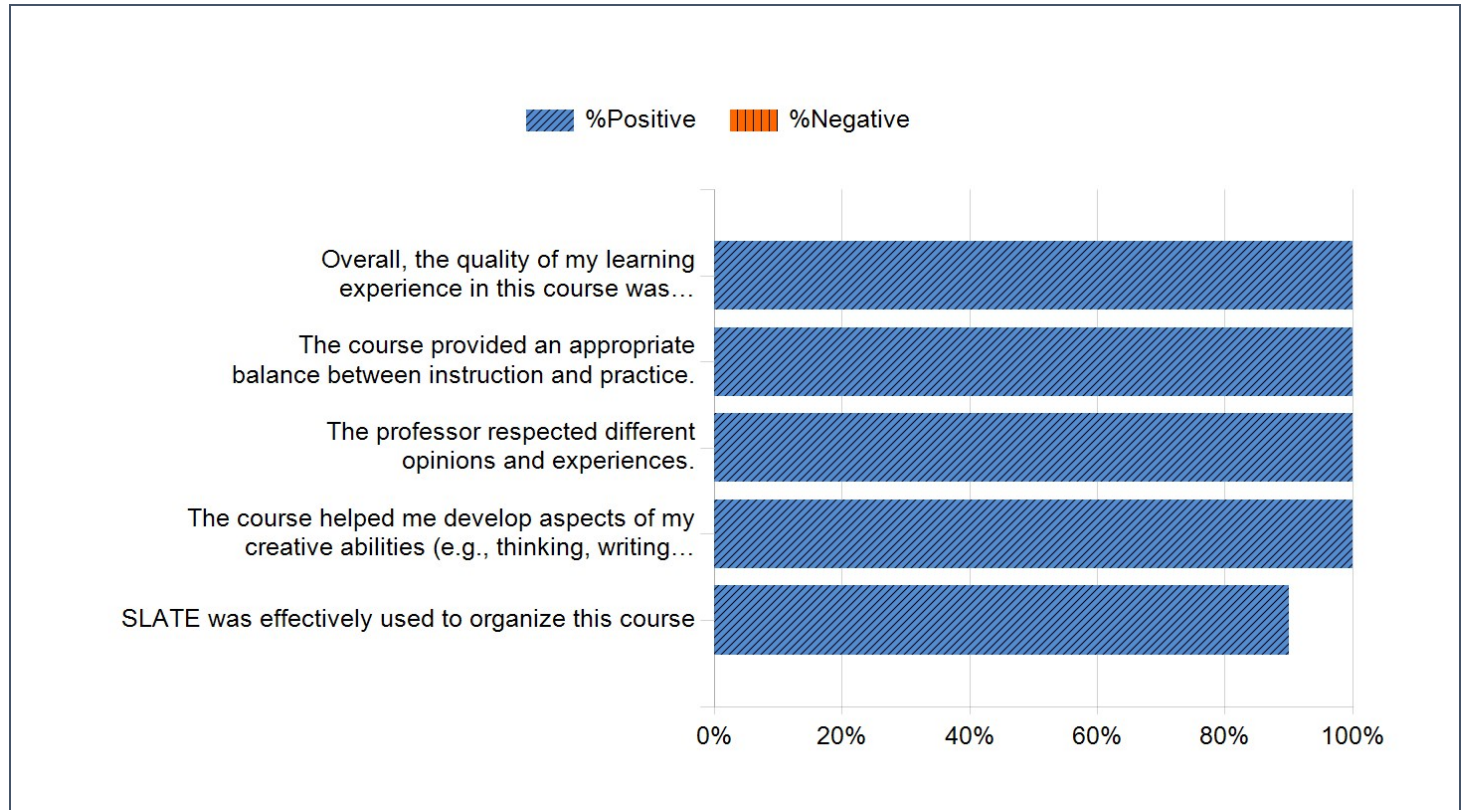
Question	Average		Faculty (FAAD)	
	Mean	Standard Deviation	Mean	Standard Deviation
The course encouraged students to critically evaluate ideas, works, etc	4.5	0.5	4.2	0.9
The course expanded my understanding of professional practices in the field	4.6	0.5	4.1	1.0
The course provided me with a deeper understanding of the subject area (i.e., animation, illustration, performing arts, film, etc.)	4.7	0.5	4.2	1.0
The course stimulated new ways for me to think about the world	4.3	0.9	3.9	1.1
Opportunities were provided for students to express their own ideas.	4.7	0.5	4.2	0.9
The course provided opportunity to develop my communication skills (written and/or verbal and/or visual).	4.7	0.5	4.0	1.0
The course provided instruction on how to access and analyze information (e.g., data, arguments, text, etc.)	4.4	0.8	3.9	1.0
Overall	4.6	0.6	4.1	-

---

## Core questions: Summary Frequency Distribution

This section shows the distribution of Positive and Negative responses, for Sheridan 'Core' questions.

Positive is the aggregate of Strongly Agree and Agree, Negative is the aggregate of Strongly Disagree and Disagree.

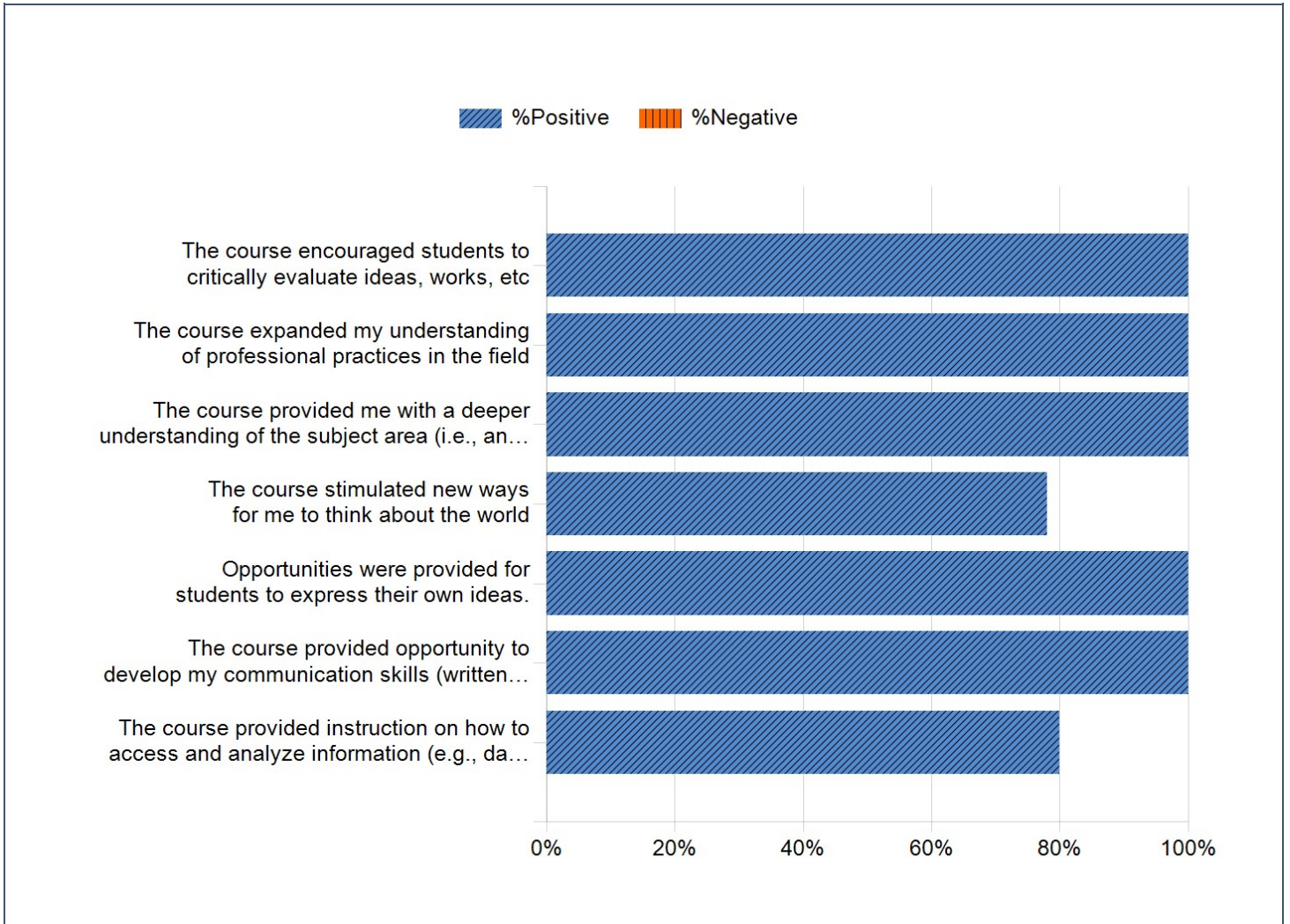


---

## Faculty Questions: Summary Frequency Distribution

This section shows the distribution of Positive and Negative responses, for Sheridan 'Faculty' questions.

Positive is the aggregate of Strongly Agree and Agree, Negative is the aggregate of Strongly Disagree and Disagree.



## Open Ended Questions

Please provide helpful comments about this course in the space below.

Comments
sometimes we get confused what the names of the projects are. it would be nice if the syncsketch or slate dropbox has an example appropriate name of the file.
This course was excellent. I thoroughly enjoyed it. It is likely my favourite course that I have evr taken in my 4 years at Sheridan.
the course should have more practical thing such as let students know how manipulate specifically instead of talking lots of theory.
Animation Design! Presentations in the morning class are always exceptional and ideas are explained, and examples are given too for better understanding. Smaller classes are really interactive and engaging, to further fuel our creative brains. For example, in the early semester we had icebreaker group projects in which we got to know our classmates a lot better and also simultaneously learning about different types of camera shots! The critiques I always look forward to! Critiques are extremely helpful, gives me new insights on what I'm working on, and suggestions on what can be changed to further increase the visual appeal/affect of projects! Ideas/previs always comes first before the hard work (everything else), but it is equally, if not often more important than not.
Just wanna to say I really love this class!
Lots of past work and best work of the industry was shared to give inspiration to students. The theory of design was gone through in detail. It would be helpful if a bad design was given to us and as a group we made it better, just so to drum in what not to do.
I loved that the course was less technical than others. It's really great to have something more creative in the curriculum, I enjoyed it very much.
The course is enjoyable. The workload is average.

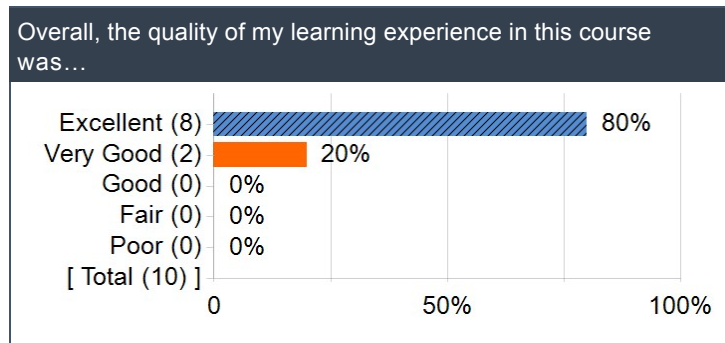
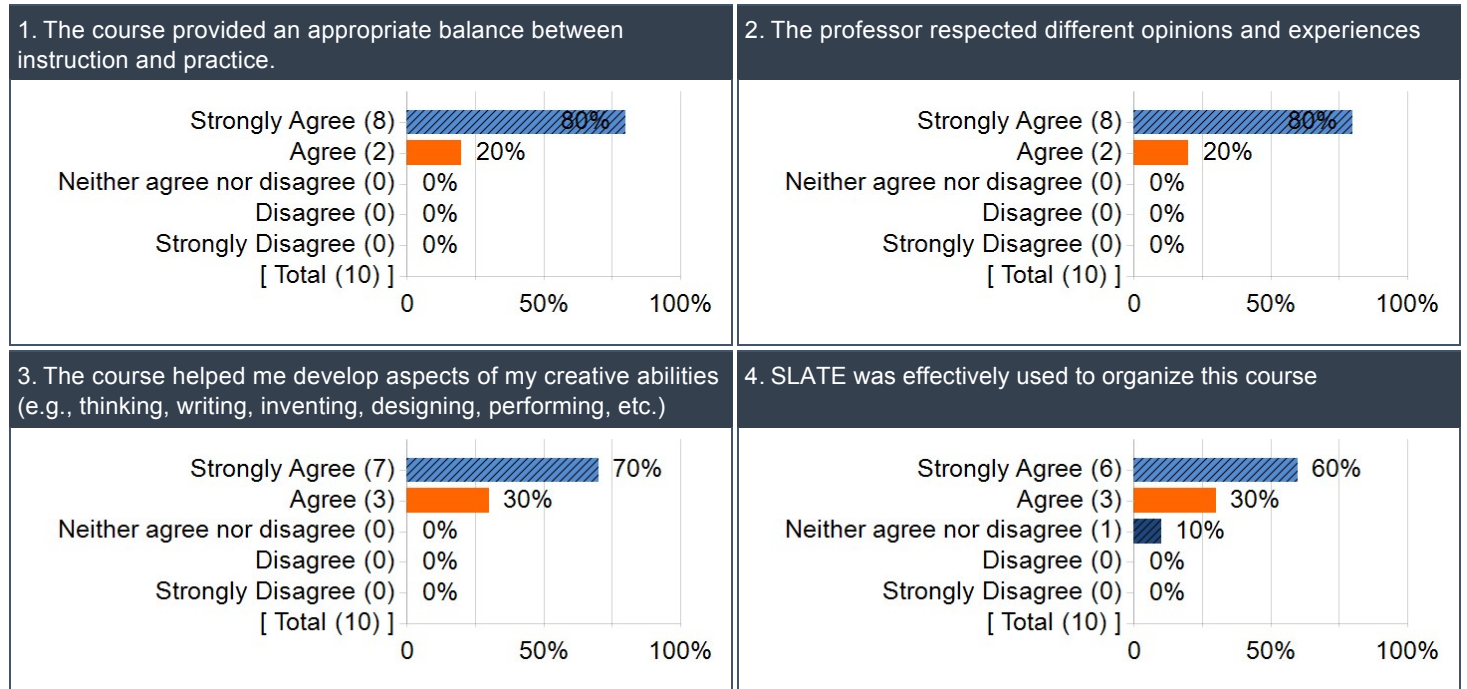
Please provide helpful comments about your professor/faculty member in the space below.

Comments
keep up the good work
Kristian Howald is an incredible professor. He is energetic, upbeat, positive, outgoing and is always willing to help the students either in class or outside of class time. I am thoroughly enjoying the class and that makes the learning experience even more enjoyable. A++
no question. a good professor that I like!
Thank you Kris, I appreciate your advice and suggestions during class and critiques! It always helps to have more people look at the work as everyone has different perspectives! Sometimes, I have too many ideas, and this class helps me work them out to make them polished and concise! Good, and ready to go! c:
Kris was super helpful in always giving time outside of class to help with a problem. Working remote is helpful in a way because we get to record one on one sessions because otherwise, he is very fast in going through a process. (which is great because) more info packed in one video. It would be great to get in class feedback on the final projects if possible so it can be polished for a demo reel.
Kristian is an excellent teacher and always available to help in any matter with a lot of time spent doing helpful videos for the student's use.

## Frequency Distributions

### Core questions: Frequency Distributions

This section shows the distribution of responses, for Sheridan 'Core' questions.



### Faculty Questions: Frequency Distributions

This section shows the distribution of responses, for Sheridan 'Faculty' questions.

