

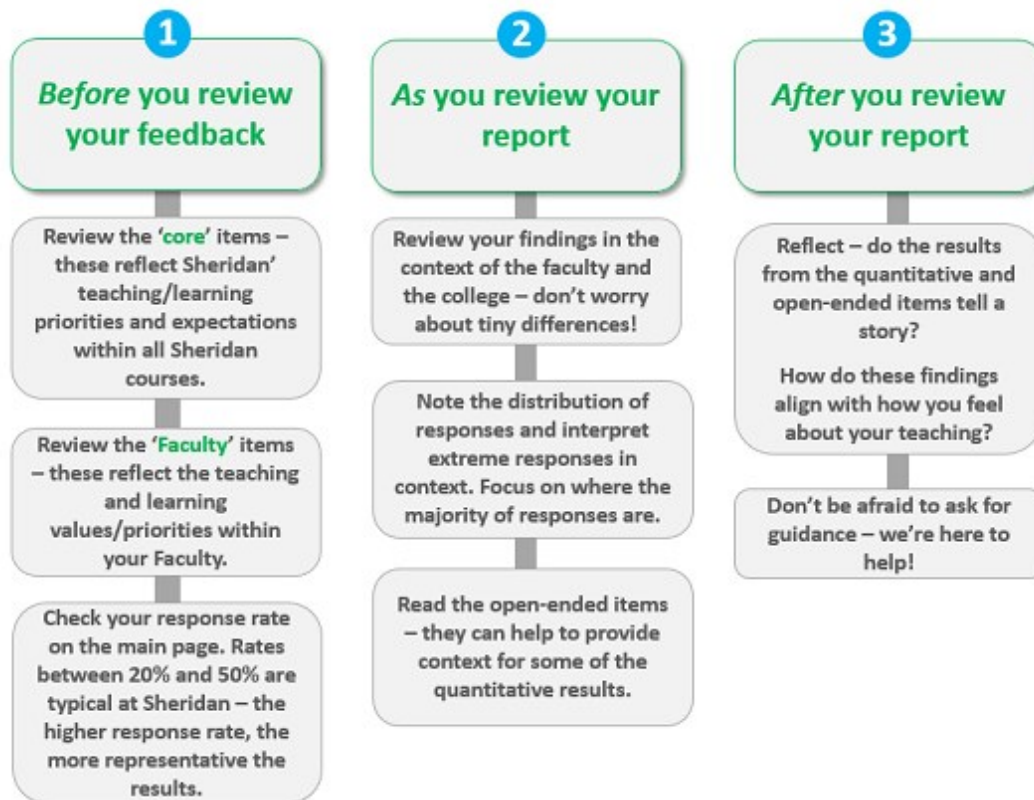
Project Title: **Sheridan Course Feedback Survey – Winter 2022**

Courses Audience: **14**
 Responses Received: **12**
 Response Rate: **86%**

Report Comments

Sheridan College values quality in the courses it offers its students. Course evaluations provide valuable student feedback and are one of the ways that Sheridan works towards maintaining and improving the quality of courses and the student learning experience. Student involvement in this process is critical to enhance the general quality of teaching and learning.

Quick Guide to Reviewing Your Results



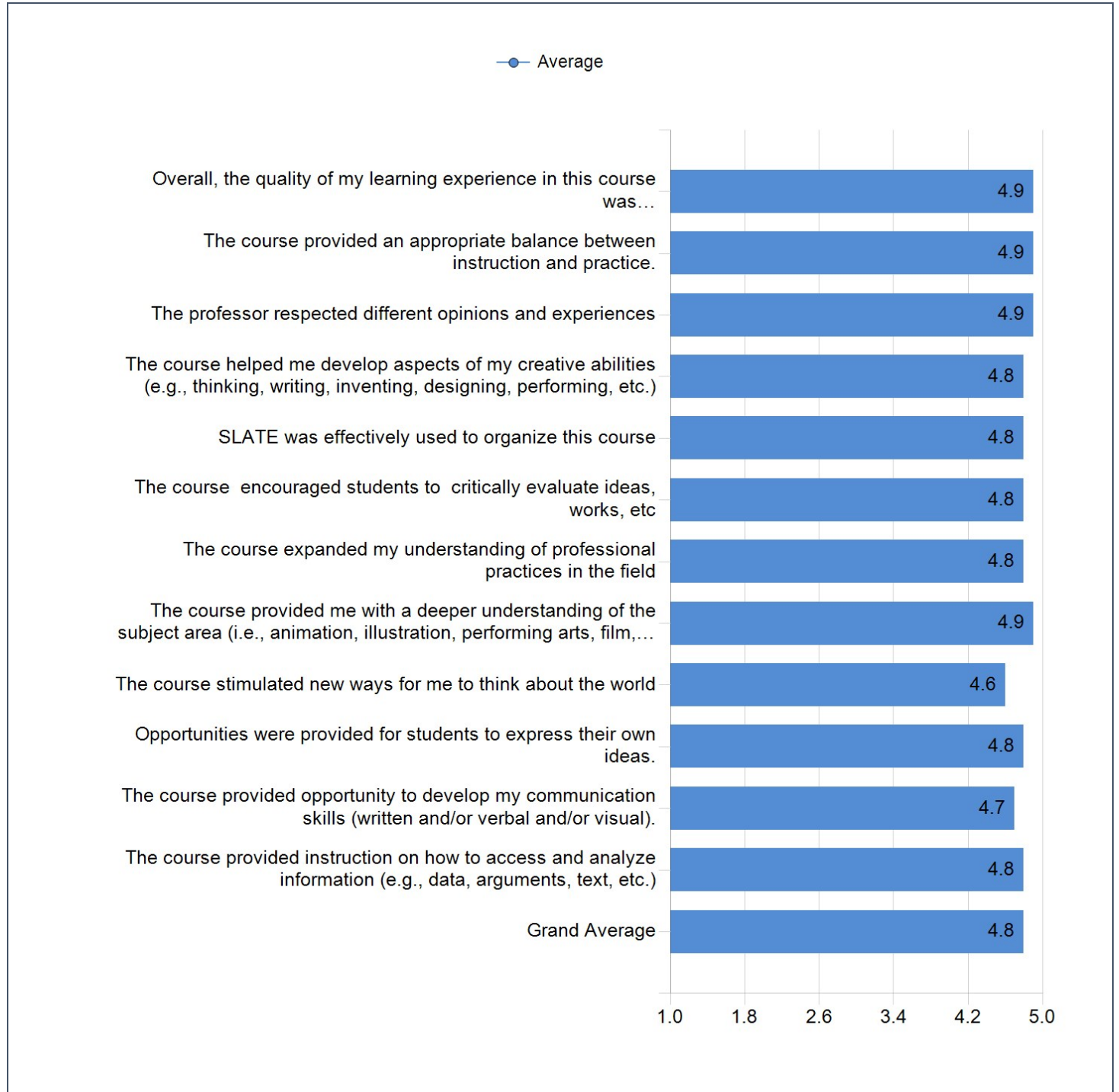
Interpreting the Mean

The **mean** is the average of all students' responses to that item. Note that the mean can be influenced by all ratings, including extreme ones (ratings at the ends of the scale). When interpreting the mean, it's good to ask whether it reflects the distribution of ratings well. One way to assess this is by looking at the **standard deviation** (the average spread of values around the mean). Also, always review the **frequency distribution graphs** to get a better understanding of the variation in student responses to each question.

Interpreting the Standard Deviation

If the standard deviation is around 1.0, that means a majority of the students (68%) chose a rating within one unit (higher or lower) of the mean, and the mean is a good representation of responses. In comparison, if the standard deviation is large, there is a great deal of variability in the ratings, and the majority of responses are far from the mean. If all students provided the same rating, the standard deviation would be 0.

Summary: Means for all Survey Items



Core Questions: Results and Comparisons

This section compares your averages to the faculty and college average.

Sheridan's 'Core' Questions reflect the teaching and learning priorities of the College. These are included on all course evaluation surveys.

Question	Average		Faculty (FAAD)		College	
	Mean	Standard Deviation	Mean	Standard Deviation	Mean	Standard Deviation
Overall, the quality of my learning experience in this course was...	4.9	0.3	4.0	1.1	4.1	1.2
The course provided an appropriate balance between instruction and practice.	4.9	0.3	4.2	1.0	4.2	1.0
The professor respected different opinions and experiences.	4.9	0.3	4.5	0.8	4.4	0.9
The course helped me develop aspects of my creative abilities (e.g., thinking, writing, inventing, designing, performing, etc.)	4.8	0.4	4.3	0.9	4.2	1.0
SLATE was effectively used to organize this course	4.8	0.4	4.2	1.0	4.3	0.9
Overall	4.9	0.3	4.3	-	4.3	-

Faculty Questions: Results and Comparisons

This section compares your averages to the faculty average.

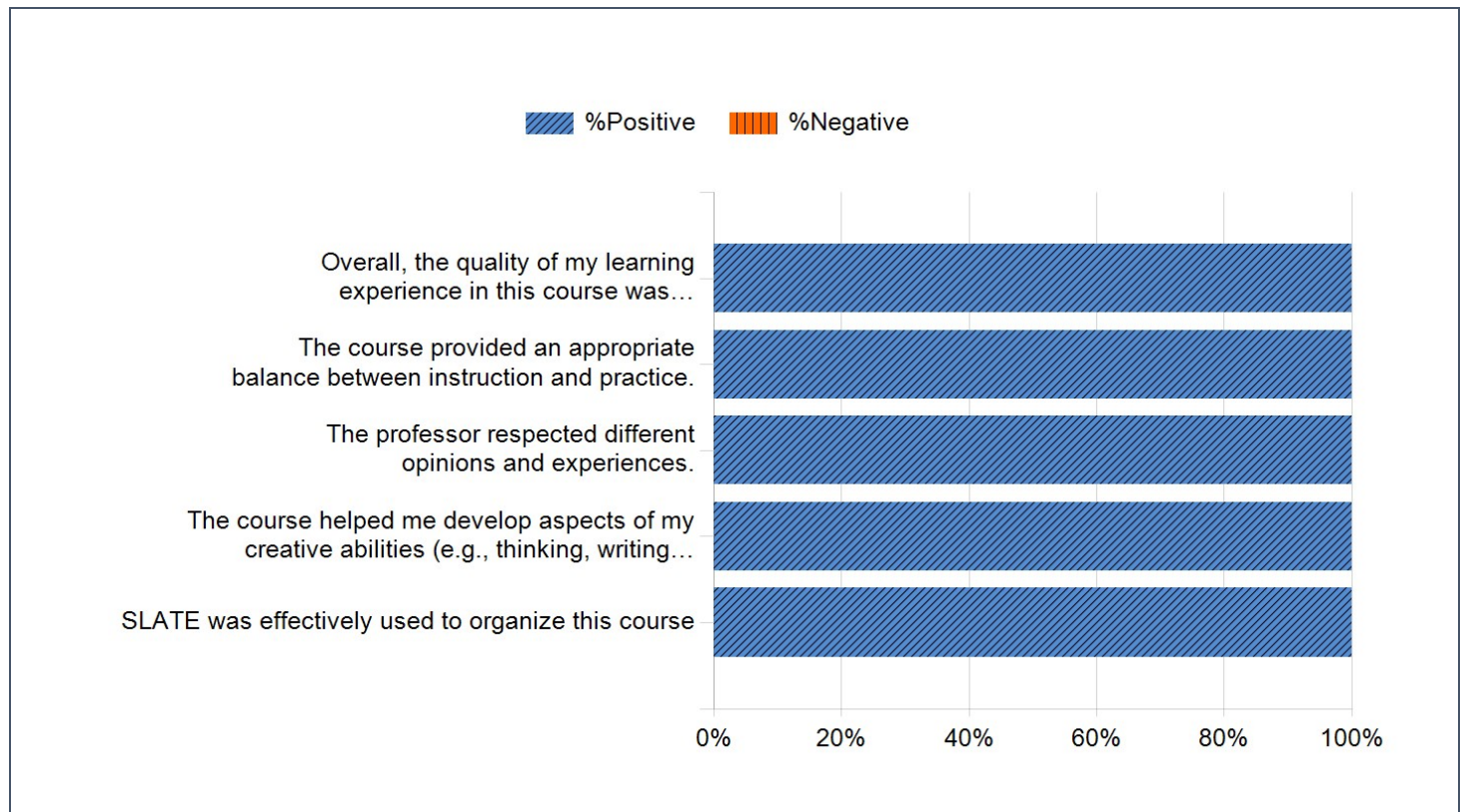
Faculty Questions reflect the teaching and learning priorities of the Faculty within which the course was delivered. These are included on all course evaluation surveys within that Faculty.

Question	Average		Faculty (FAAD)	
	Mean	Standard Deviation	Mean	Standard Deviation
The course encouraged students to critically evaluate ideas, works, etc	4.8	0.4	4.3	0.9
The course expanded my understanding of professional practices in the field	4.8	0.4	4.3	0.9
The course provided me with a deeper understanding of the subject area (i.e., animation, illustration, performing arts, film, etc.)	4.9	0.3	4.3	0.9
The course stimulated new ways for me to think about the world	4.6	0.9	4.1	1.0
Opportunities were provided for students to express their own ideas.	4.8	0.5	4.4	0.9
The course provided opportunity to develop my communication skills (written and/or verbal and/or visual).	4.7	0.5	4.2	0.9
The course provided instruction on how to access and analyze information (e.g., data, arguments, text, etc.)	4.8	0.4	4.1	1.0
Overall	4.8	0.5	4.2	-

Core questions: Summary Frequency Distribution

This section shows the distribution of Positive and Negative responses, for Sheridan 'Core' questions.

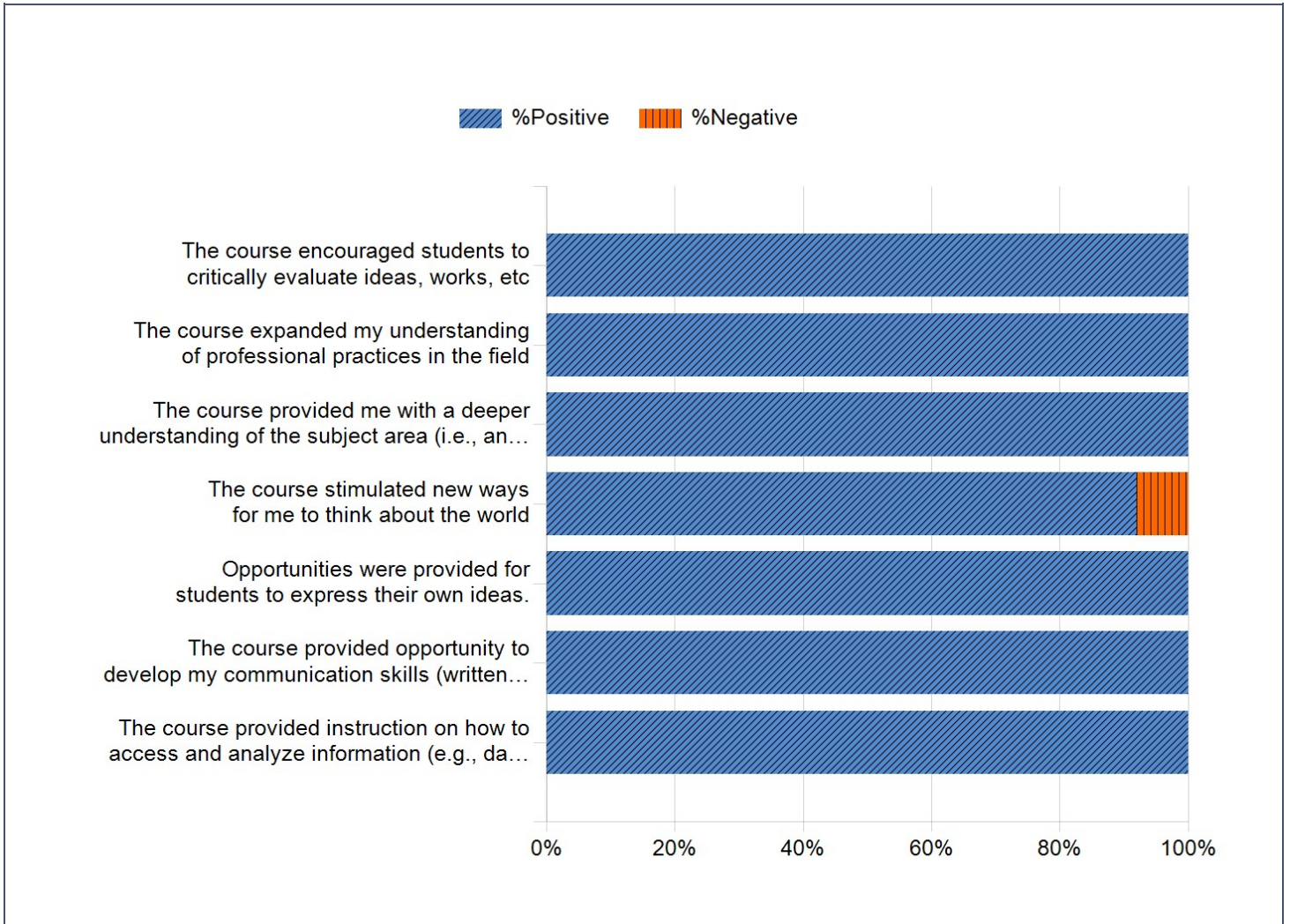
Positive is the aggregate of Strongly Agree and Agree, Negative is the aggregate of Strongly Disagree and Disagree.



Faculty Questions: Summary Frequency Distribution

This section shows the distribution of Positive and Negative responses, for Sheridan 'Faculty' questions.

Positive is the aggregate of Strongly Agree and Agree, Negative is the aggregate of Strongly Disagree and Disagree.



Open Ended Questions

Please provide helpful comments about this course in the space below.

Comments
help a lot!
Asset Creation 2 expanded the realm of modelling possibilities by introducing new technology such a ZBrush into the curriculum. Super beneficial!
This course really helped support progress in all general areas of production focused on asset creation and on applying those assets in a production–functional setting
Kris's approach to asset creation is very clear and methodical, I learned a lot.
Good course
This class is providing me with a lot of very helpful and very specific information that is helping me on my capstone. Super specific and detailed lessons are being taught that are directly related to our own topics for our projects which is very helpful. I wish more of our class showed up to this class to get a better sense of classmate support and community since we are at such a distance from each other.

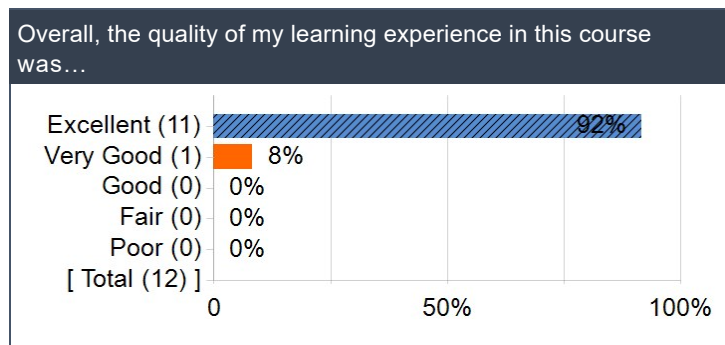
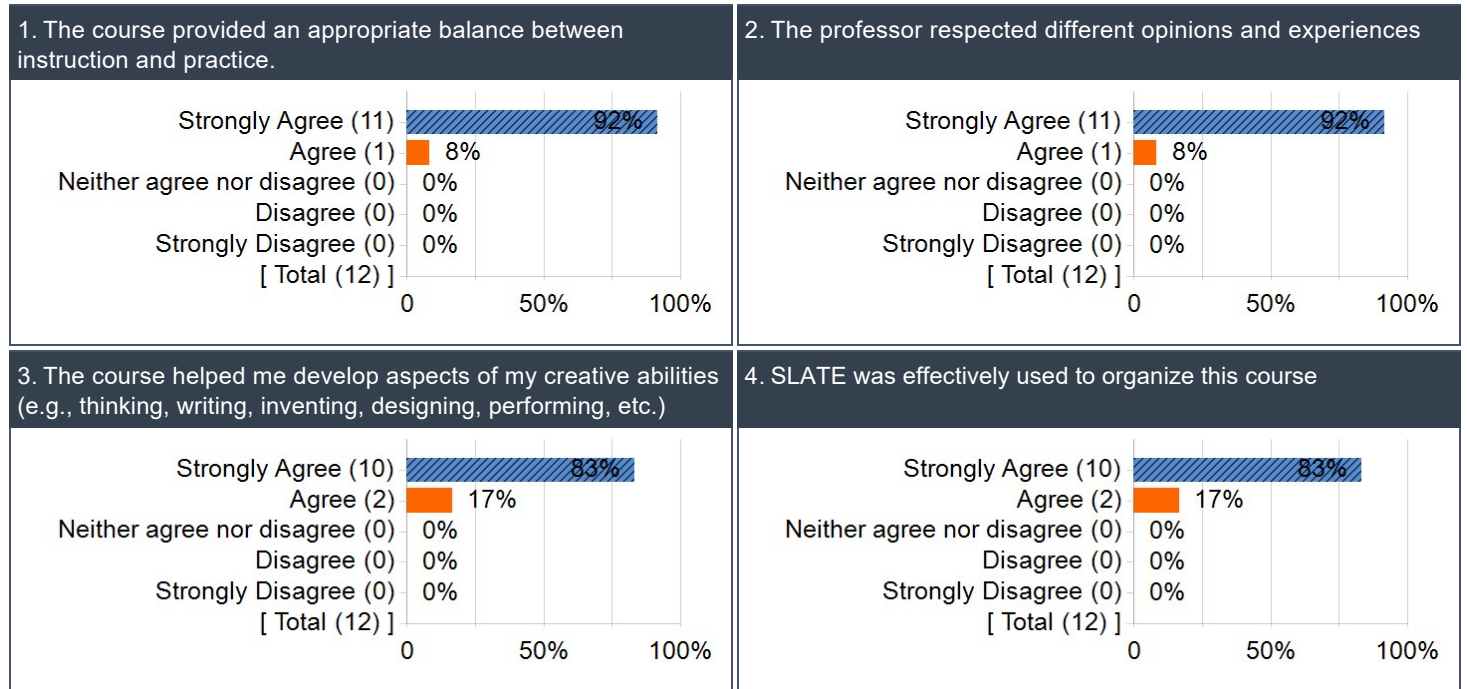
Please provide helpful comments about your professor/faculty member in the space below.

Comments
Thanks Krist!
Extremely helpful and knowledgeable professor. Always had a solution when given a problem (or twenty). It is a privelge to be instructed by him!
Kris is fantastic not only at guiding explorations of questions and solutions through problem areas but in suggesting paths for further study and understanding
Thank you Kris for your help!
Very good professor
Very supportive
Just like Directed Projects, I feel like I can bring any animation, modeling, TD etc. related issue I'm having to you and you know the answer! It's great!

Frequency Distributions

Core questions: Frequency Distributions

This section shows the distribution of responses, for Sheridan 'Core' questions.



Faculty Questions: Frequency Distributions

This section shows the distribution of responses, for Sheridan 'Faculty' questions.

