

FAAD Ind Rpt with Selectable Qs for ANIM54178 - P01 - 41289 - Digital Creature Capstone Pro. - Kristian Howald S21

Project Title: **Sheridan Course Feedback Survey – Spring 2021**

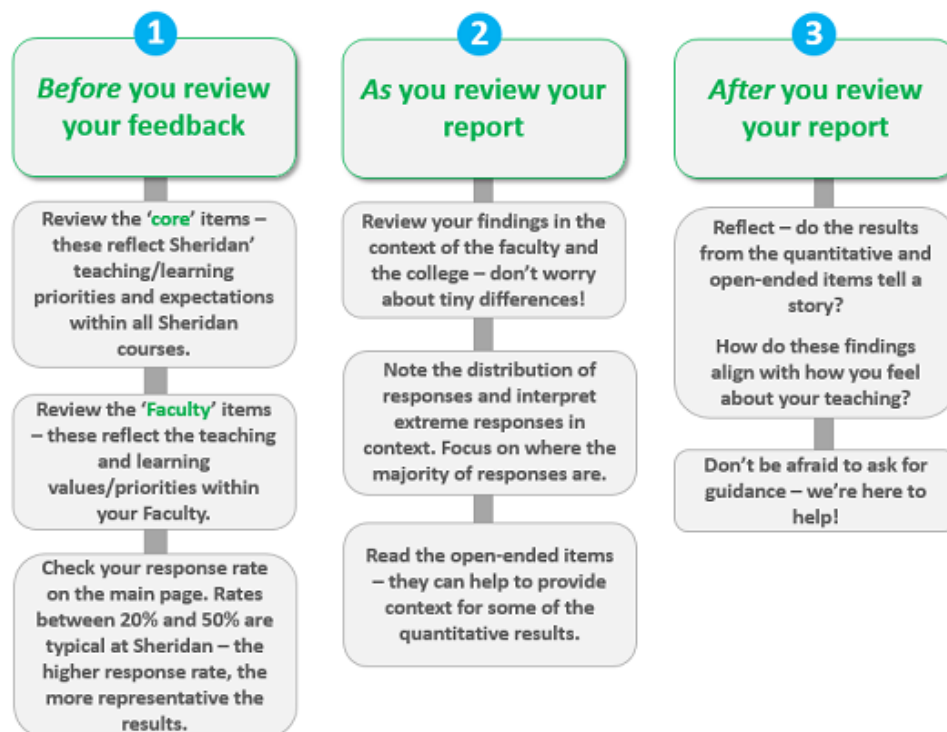
Courses Audience: **13**

Responses Received: **9**

Response Rate: **69%**

Sheridan College values quality in the courses it offers its students. Course evaluations provide valuable student feedback and are one of the ways that Sheridan works towards maintaining and improving the quality of courses and the student learning experience. Student involvement in this process is critical to enhance the general quality of teaching and learning.

Quick Guide to Reviewing Your Results



Interpreting the Mean

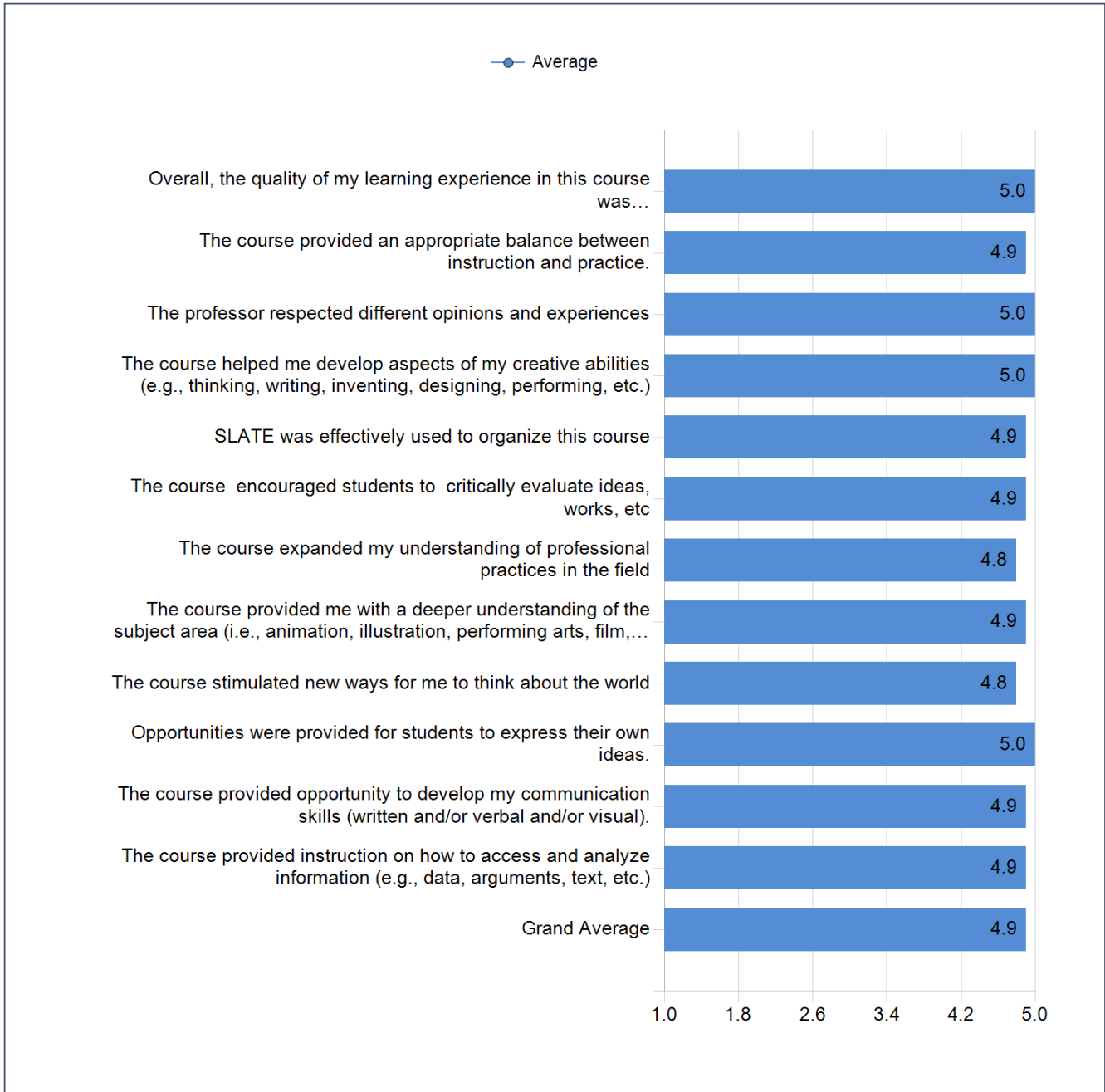
The **mean** is the average of all students' responses to that item. Note that the mean can be influenced by all ratings, including extreme ones (ratings at the ends of the scale). When interpreting the mean, it's good to ask whether it reflects the distribution of ratings well. One way to assess this is by looking at the **standard deviation** (the average spread of values around the mean). Also, always review the **frequency distribution graphs** to get a better understanding of the variation in student responses to each question.

Interpreting the Standard Deviation

If the standard deviation is around 1.0, that means a majority of the students (68%) chose a rating within one unit (higher or lower) of the mean, and the mean is a good representation of responses. In comparison, if the standard deviation is large, there is a great deal of variability in the ratings, and the majority of responses are far from the mean. If all students provided the same rating, the standard deviation would be 0.

Creation Date: **Friday, October 1, 2021**

Summary: Means for all Survey Items



Core Questions: Results and Comparisons

This section compares your averages to the faculty and college average.

Sheridan's 'Core' Questions reflect the teaching and learning priorities of the College. These are included on all course evaluation surveys.

Question	Average		Faculty (FAAD)		College	
	Mean	Standard Deviation	Mean	Standard Deviation	Mean	Standard Deviation
Overall, the quality of my learning experience in this course was...	5.0	0.0	4.2	1.0	4.0	1.2
The course provided an appropriate balance between instruction and practice.	4.9	0.3	4.3	0.8	4.2	1.0
The course helped me develop aspects of my creative abilities (e.g., thinking, writing, inventing, designing, performing, etc.)	5.0	0.0	4.4	0.8	4.2	1.0
SLATE was effectively used to organize this course	4.9	0.3	4.3	0.9	4.3	0.9
The professor respected different opinions and experiences	5.0	0.0	4.6	0.7	4.4	0.9
Overall	5.0	0.2	4.3	-	4.2	-

Faculty Questions: Results and Comparisons

This section compares your averages to the faculty average.

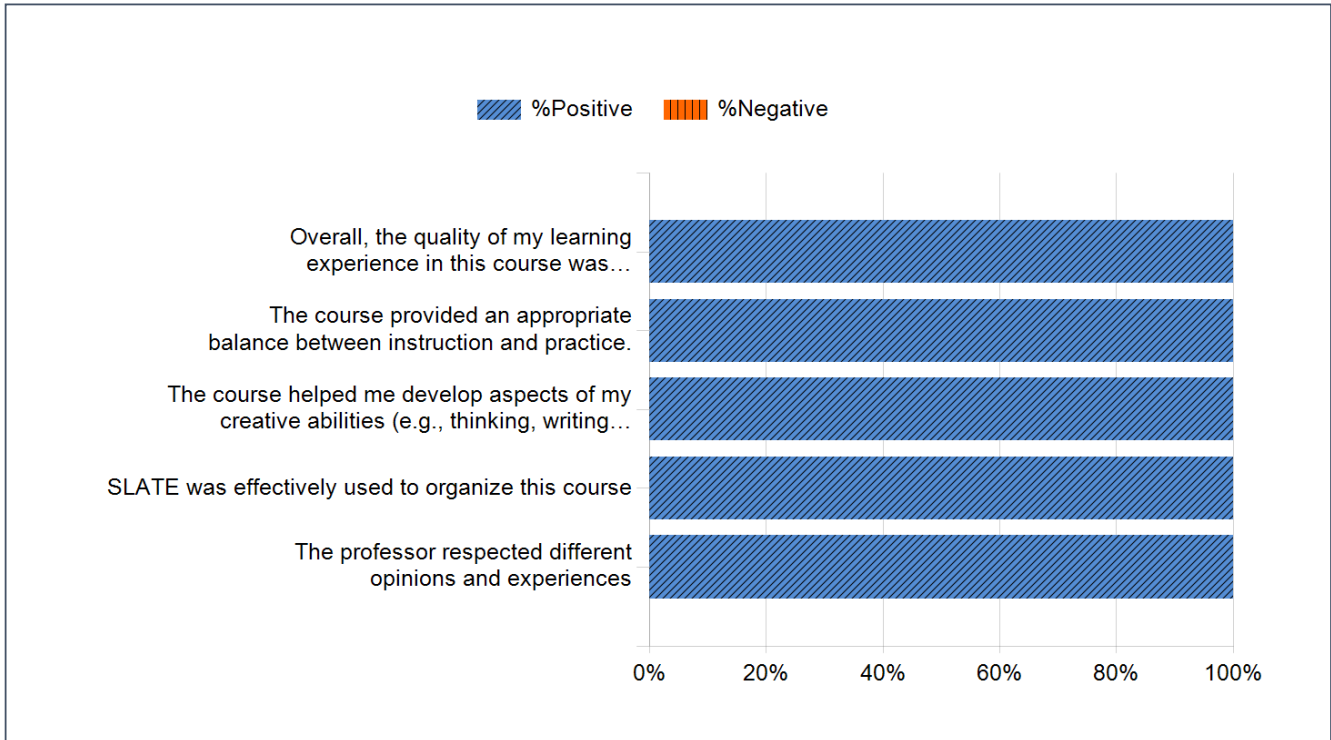
Faculty Questions reflect the teaching and learning priorities of the Faculty within which the course was delivered. These are included on all course evaluation surveys within that Faculty.

Question	Average		Faculty (FAAD)	
	Mean	Standard Deviation	Mean	Standard Deviation
The course encouraged students to critically evaluate ideas, works, etc	4.9	0.3	4.4	0.8
The course expanded my understanding of professional practices in the field	4.8	0.4	4.4	0.8
The course provided me with a deeper understanding of the subject area (i.e., animation, illustration, performing arts, film, etc.)	4.9	0.3	4.4	0.8
The course stimulated new ways for me to think about the world	4.8	0.4	4.2	0.9
Opportunities were provided for students to express their own ideas.	5.0	0.0	4.4	0.8
The course provided opportunity to develop my communication skills (written and/or verbal and/or visual).	4.9	0.3	4.2	0.9
The course provided instruction on how to access and analyze information (e.g., data, arguments, text, etc.)	4.9	0.3	4.1	0.9
Overall	4.9	0.3	4.3	-

Core questions: Summary Frequency Distribution

This section shows the distribution of Positive and Negative responses, for Sheridan 'Core' questions.

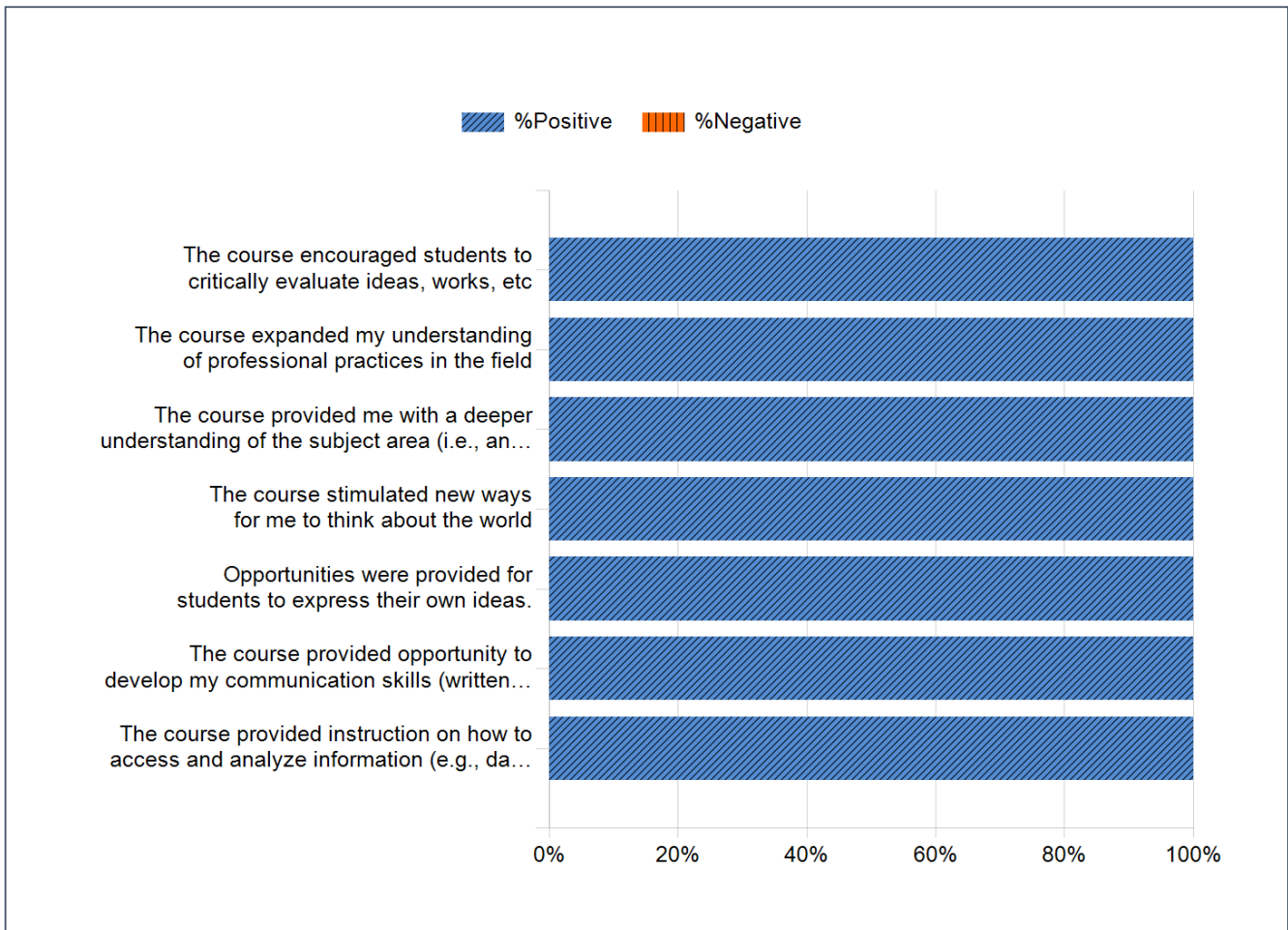
Positive is the aggregate of Strongly Agree and Agree, Negative is the aggregate of Strongly Disagree and Disagree.



Faculty questions: Summary Frequency Distribution

This section shows the distribution of Positive and Negative responses, for Sheridan 'Faculty' questions.

Positive is the aggregate of Strongly Agree and Agree, Negative is the aggregate of Strongly Disagree and Disagree.



Open Ended Questions

Please provide helpful comments about this course in the space below.

Comments

Though it's a remote study this year, I got all the helps I need from Kris.

The value of having this module is self-apparent. The students need help with finishing their projects and this module provides just that.

Please provide helpful comments about your professor/faculty member in the space below.

Comments

Kris is like an angel. Whenever students meet troubles, he just appears and solves it with magic!

Best Teacher Kris!

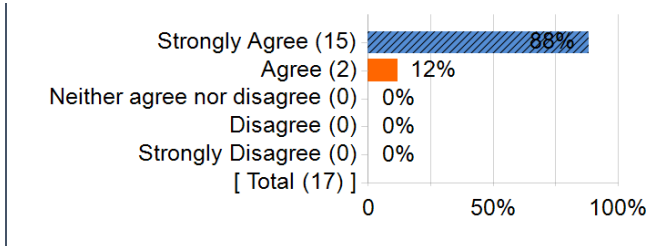
Keep going buddy.

Frequency Distributions

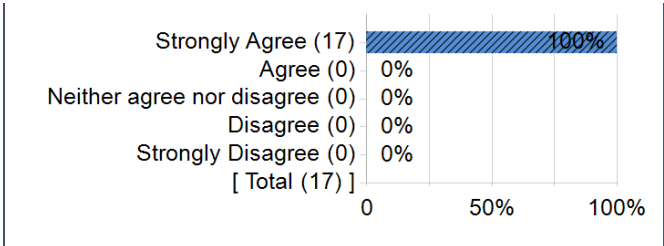
Core questions: Frequency Distributions

This section shows the distribution of responses, for Sheridan 'Core' questions.

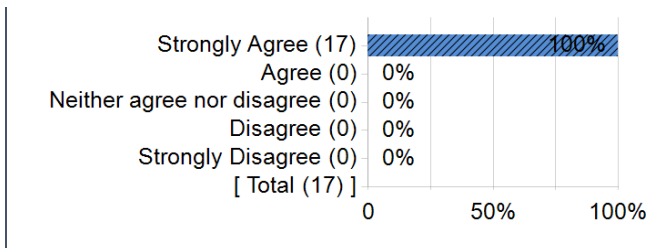
1. The course provided an appropriate balance between instruction and practice.



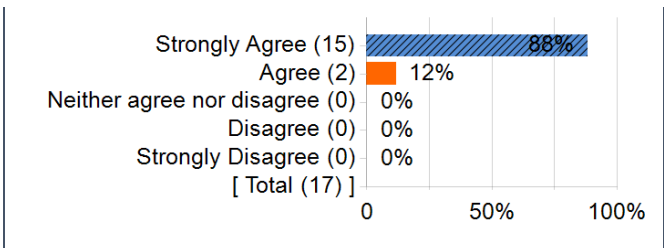
2. The professor respected different opinions and experiences



3. The course helped me develop aspects of my creative abilities (e.g., thinking, writing, inventing, designing, performing, etc.)

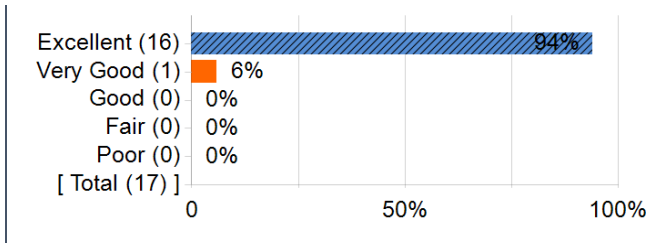


4. SLATE was effectively used to organize this course



Overall, the quality of my learning experience in this course was...

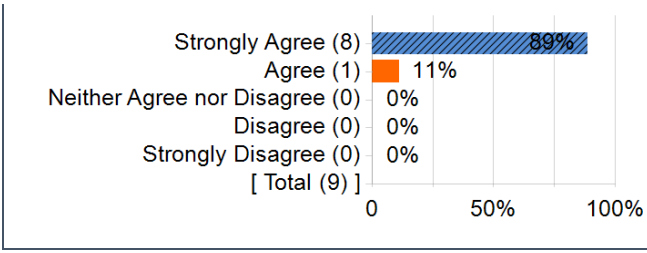
Overall, the quality of my learning experience in this course was...



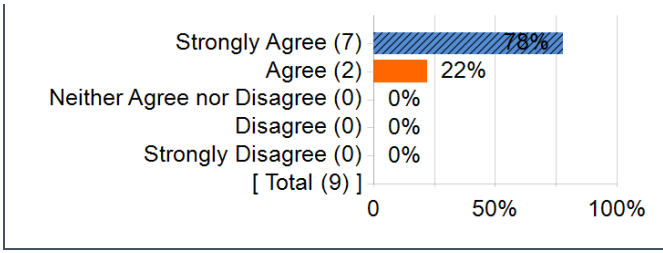
Faculty Questions: Frequency Distributions

This section shows the distribution of responses, for Sheridan 'Faculty' questions.

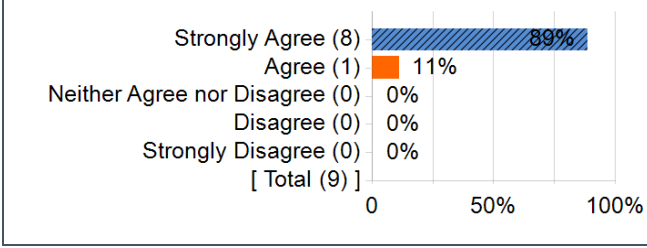
1. The course encouraged students to critically evaluate ideas, works, etc



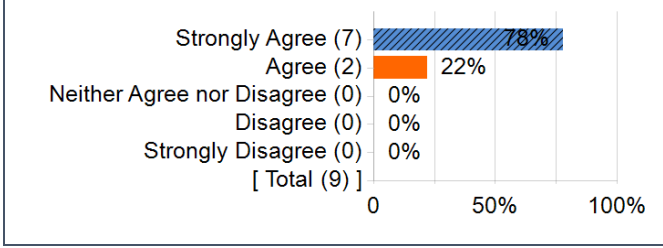
2. The course expanded my understanding of professional practices in the field



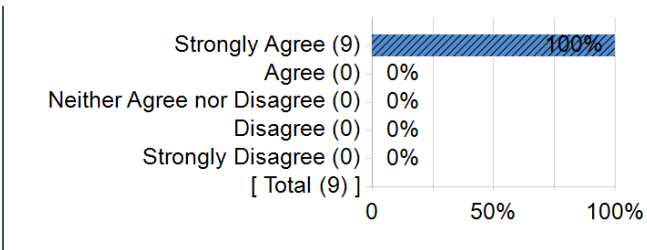
3. The course provided me with a deeper understanding of the subject area (i.e., animation, illustration, performing arts, film, etc.)



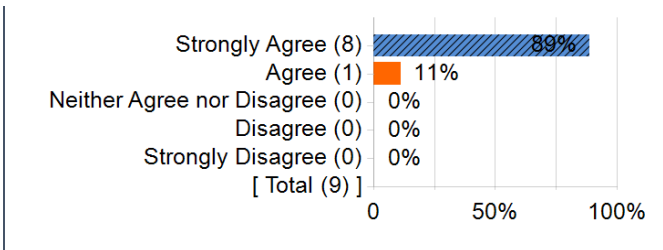
4. The course stimulated new ways for me to think about the world



5. Opportunities were provided for students to express their own ideas.



6. The course provided opportunity to develop my communication skills (written and/or verbal and/or visual).



7. The course provided instruction on how to access and analyze information (e.g., data, arguments, text, etc.)

